

-- Investment Grade USD --

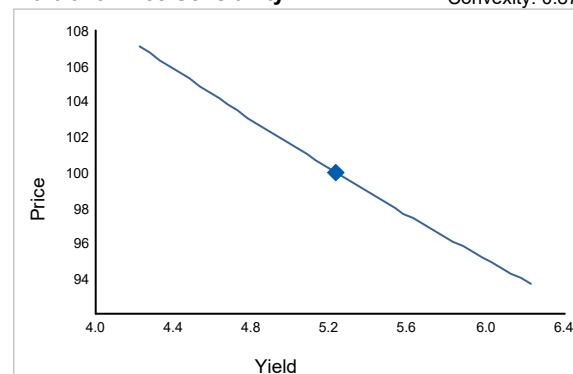
Portfolio Summary (Ask)

Net Asset Value	Currency	Yield	Mod. Duration	D/Swap	Rating
154'903 k	USD	5.23 %	6.70 %	131 bp	A-

Price: 100.00 %	Coupon: 4.21 %
Macaulay Duration: 6.88 yr	Price Value: 0.62 %
Life to Workout: 10.03 yr	Life to Maturity: 10.06 yr
Bid/Ask Spread: 53 bp	Number of issues: 1'634

Portfolio Price Sensitivity

Convexity: 0.87%



	<u>Yield</u>	<u>Price</u>	<u>Perf</u>
-100 bp	4.23	107.14	7.14
-50 bp	4.73	103.46	3.46
-25 bp	4.98	101.70	1.70
+25 bp	5.48	98.35	-1.65
+50 bp	5.73	96.76	-3.24
+100 bp	6.23	93.73	-6.27

The NAV is calculated using for each bond a nominal of USD 100k equivalent

Ccy	Forex Rate	NAV (Ref ccy)	NAV (%)	Mod. Duration (%)	Exposure (%)	Price (%)	Yield (%)	D/Swap (%)	Rating	Coupon (%)	Bid/Ask Spread
USD	1.0000	154'903 k	100.00	6.70	100.00	100.00	5.23	131	A-	4.21	53

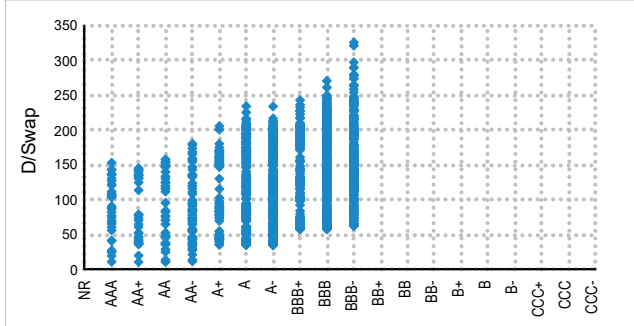
Yields are annualized.

See last page for abbreviations, explanations and disclaimer.

-- Investment Grade USD --

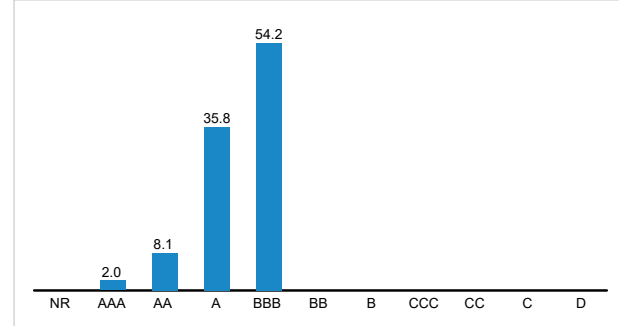
Portfolio Summary (Ask) - Standard Charts

Min Rating vs. D/Swap



Breakdown by Min Rating (%)

IG: 100% / HY: 0%

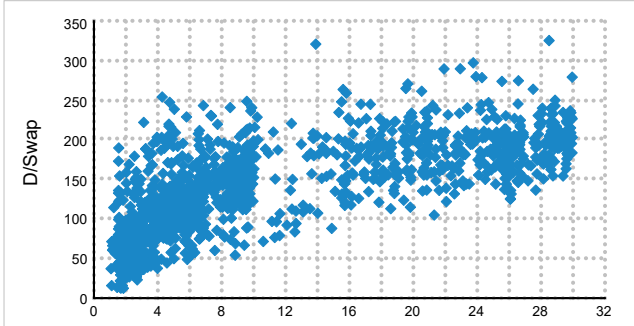


Breakdown by Ctry of Risk (%) - Top 10

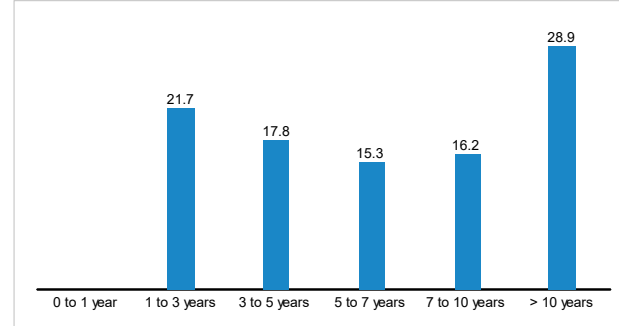
Dev: 97% / EM: 3%

Country	Percentage (%)
UNITED STATES	92.76
CANADA	2.60
ROMANIA	0.75
AUSTRALIA	0.71
JAPAN	0.50
BRAZIL	0.45
MEXICO	0.39
POLAND	0.26
PERU	0.25
PANAMA	0.22

Life to Workout vs. D/Swap



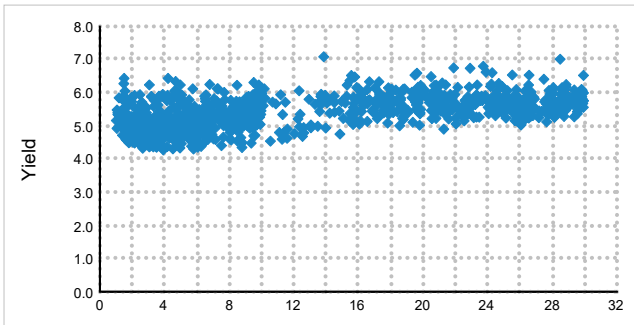
Breakdown by Life to Workout Group (%)



Breakdown by Issuer (%) - Top 10

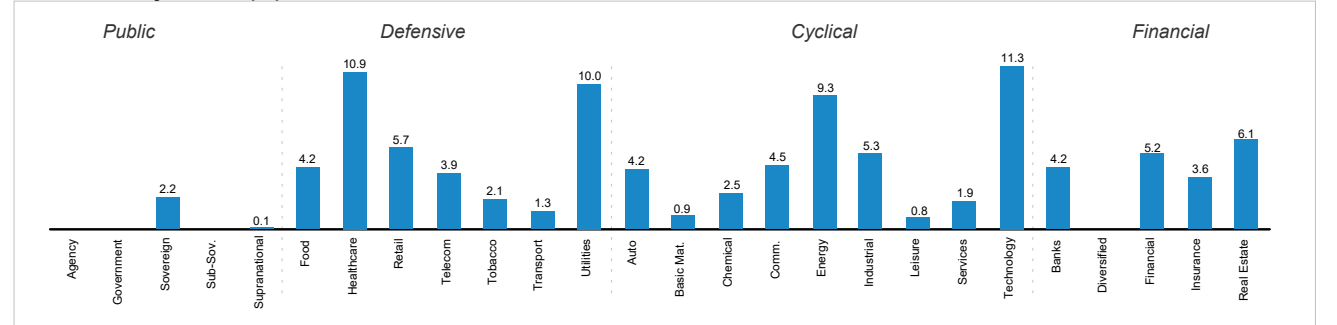
Issuer	Percentage (%)
GENERAL MOTORS CORP	2.17
APPLE INC	1.95
COMCAST CORP	1.74
AMERICAN TOWER CORPORATION	1.55
DUKE ENERGY CORP	1.42
INTEL CORP	1.41
HOME DEPOT INC	1.31
ENERGY TRANSFER LP	1.30
JOHNSON & JOHNSON	1.26
T-MOBILE USA INC	1.26

Life to Workout vs. Yield



Breakdown by Sector (%)

Defensive: 40% / Cyclical: 60%



Yields are annualized.

See last page for abbreviations, explanations and disclaimer.

-- Investment Grade USD --

Bond list (Sorted by Workout Date)

USD

Isin	Ccy	Cpn	Issuer	Maturity	Amnt Out.	Ask	Yield	D/Swap	Durat.	Pieces	ESG	Rating	Cty / Sector	Miscellaneous
1 to 3 years														
US458140AS90	USD	3.700	INTEL CORP *	29.07.2025	2.25 B	98.66	5.14	36	0.95	2k+1k	●	A-	US / Technology	W/Tax, C 2025@100, MWC (25bp), Glob
US166756AE66	USD	0.687	CHEVRON USA INC	12.08.2025	750 MM	95.81	4.91	15	1.01	2k+1k	●	AA-	US / Energy	W/Tax, C 2025@100, MWC (10bp), Glob
US281020AU14	USD	4.700	EDISON INTERNATIONAL *	15.08.2025	400 MM	99.30	5.46	71	0.99	1k+1k	●	BBB-	US / Utilities	W/Tax, MWC (30bp), Global
US595017BA15	USD	4.250	MICROCHIP TECHNOLOGY INC	01.09.2025	1.2 B	98.93	5.33	60	1.04	2k+1k	●	BBB+	US / Technology	W/Tax, Dom., C 2024@101.06, MWC (50
US78081BAH69	USD	1.200	ROYALTY PHARMA PLC	02.09.2025	1'000.0 MM	95.66	5.38	65	1.06	2k+1k	●	BBB-	US / Healthcare	C 2025@100, MWC (20bp), Global
US29444UBK16	USD	1.000	EQUINIX INC	15.09.2025	700 MM	95.37	5.32	61	1.10	2k+1k	●	BBB	US / Real Estate	W/Tax, C 2025@100, MWC (15bp), Glob
US09261HBA41	USD	7.050	BLACKSTONE PRIVATE CRE *	29.09.2025	793.8 MM	101.45	5.83	114	1.09	2k+1k	●	BBB-	US / Financial	W/Tax, MWC (50bp), Global
US25746UCE73	USD	3.900	DOMINION ENERGY INC	01.10.2025	750 MM	98.51	5.28	60	1.12	2k+1k	●	BBB	US / Utilities	W/Tax, C 2025@100, MWC (25bp), Glob
XS0546241075	USD	4.500	HONGKONG LAND FINANCE	07.10.2025	600 MM	99.20	5.26	59	1.13	100k+1k	●	A	HK / Real Estate	
US37045XDZ69	USD	6.050	GENERAL MOTORS FINL CO *	10.10.2025	1.25 B	100.82	5.40	73	1.13	2k+1k	●	BBB	US / Auto	W/Tax, MWC (30bp), Global
US44891CBN20	USD	1.800	HYUNDAI CAPITAL AMERICA *	15.10.2025	750 MM	95.94	5.35	69	1.17	2k+1k	●	BBB+	US / Auto	W/Tax, C 2025@100, MWC (25bp)
US49326EEH27	USD	4.150	KEYCORP	29.10.2025	500 MM	98.77	5.23	59	1.20	1k+1k	●	BBB	US / Banks	W/Tax, Dom.
US756109BE34	USD	4.625	REALTY INCOME CORP	01.11.2025	544.2 MM	99.38	5.20	56	1.20	2k+1k	●	A-	US / Real Estate	W/Tax, C 2025@100, MWC (25bp), Glob
US26078JAC45	USD	4.493	DUPONT DE NEMOURS INC	15.11.2025	1.85 B	99.13	5.25	63	1.24	2k+1k	●	BBB+ (wl-)	US / Chemical	W/Tax, C 2025@100, MWC (25bp), Glob
US45866FAD69	USD	3.750	INTERCONTINENTALEXCHANGE	01.12.2025	1.25 B	98.46	5.00	41	1.29	2k+1k	●	A-	US / Financial	W/Tax, C 2025@100, MWC (25bp), Glob
US37045XBG07	USD	5.250	GENERAL MOTORS FINL CO *	01.03.2026	1.25 B	100.13	5.22 c	76	1.48	2k+1k	●	BBB	US / Auto	W/Tax, C 2025@100, MWC (50bp), Glob
US92826CAD48	USD	3.150	VISA INC *	14.12.2025	4 B	98.01	4.70	12	1.33	2k+1k	●	AA-	US / Financial	W/Tax, C 2025@100, MWC (15bp), Glob
US636180BQ36	USD	5.500	NATIONAL FUEL GAS CO	15.01.2026	500 MM	100.33	5.32 c	79	1.39	2k+1k	●	BBB-	US / Utilities	W/Tax, Step Rtg, C 2025@100, MWC (50
US404119BT57	USD	5.250	HCA INC	15.06.2026	1.5 B	100.18	5.17 c	87	1.76	2k+1k	●	BBB-	US / Healthcare	W/Tax, C 2025@100, MWC (50bp), Glob

Yields are annualized.

See last page for abbreviations, explanations and disclaimer.

Isin	Ccy	Cpn	Issuer	Maturity	Amnt Out.	Ask	Yield	D/Swap	Durat.	Pieces ESG	Rating	Cty / Sector	Miscellaneous
US785592AV86	USD	5.875	SABINE PASS LIQUEFACTION	30.06.2026	1.5 B	100.91	5.27 c	72	1.35	2k+1k	BBB+	US / Energy	W/Tax, Secured, C 2025@100, MWC (50
US694308JP35	USD	3.150	PACIFIC GAS & ELECTRIC	01.01.2026	2.0 B	97.17	5.29	75	1.37	1k+1	BBB	US / Utilities	W/Tax, MBS, MWC (25bp), Global
US651290AR99	USD	5.375	OVINTIV INC	01.01.2026	459.3 MM	100.17	5.30	75	1.35	2k+1k	BBB-	US / Energy	W/Tax, C 2025@100, MWC (50bp), Glob
US89114QCP19	USD	0.750	TORONTO-DOMINION BANK	06.01.2026	1.25 B	94.36	4.90	36	1.40	2k+1k	A	CA / Banks	Dom., MWC (10bp)
US37045XDD57	USD	1.250	GENERAL MOTORS FINL CO *	08.01.2026	1.5 B	94.60	5.23	69	1.40	2k+1k	BBB	US / Auto	W/Tax, C 2025@100, MWC (15bp), Glob
US02665WEY30	USD	4.950	AMERICAN HONDA FINANCE	09.01.2026	850 MM	100.15	4.90	36	1.38	2k+1k	A-	US / Auto	W/Tax, MWC (10bp), Global
US78016FZT47	USD	4.875	ROYAL BANK OF CANADA *	12.01.2026	1 B	100.04	4.91	37	1.39	2k+1k	A	CA / Banks	Global
US254687FV35	USD	1.750	WALT DISNEY COMPANY/THE	13.01.2026	1.5 B	95.70	4.88	35	1.42	2k+1k	A-	US / Comm.	W/Tax, MWC (25bp), Global
US828807CW58	USD	3.300	SIMON PROPERTY GROUP LP *	15.01.2026	800 MM	97.62	5.06	54	1.41	2k+1k	A-	US / Real Estate	W/Tax, C 2025@100, MWC (20bp), Glob
US681936BH22	USD	5.250	OMEGA HLTHCARE INVESTORS	15.01.2026	600 MM	99.73	5.51	98	1.39	2k+1k	BBB-	US / Real Estate	W/Tax, C 2025@100, MWC (45bp), Glob
US04010LAZ67	USD	3.875	ARES CAPITAL CORP	15.01.2026	1.15 B	97.37	5.85	132	1.40	2k+1k	BBB-	US / Financial	W/Tax, Dom., C 2025@100, MWC (50bp)
US69121KAD63	USD	4.250	BLUE OWL CAPITAL CORP	15.01.2026	500 MM	98.04	5.74	121	1.40	2k+1k	BBB-	US / Financial	W/Tax, Dom., C 2025@100, MWC (50bp)
US302635AG21	USD	3.400	FS KKR CAPITAL CORP	15.01.2026	1 B	96.18	6.25	173	1.40	2k+1k	BBB-	US / Financial	W/Tax, C 2025@100, MWC (50bp), Glob
US29273RBG39	USD	4.750	ENERGY TRANSFER LP	15.01.2026	1 B	99.57	5.12	59	1.40	2k+1k	BBB	US / Energy	W/Tax, Dom., C 2025@100, MWC (40bp)
US09261LAC28	USD	3.625	BLACKSTONE SECURED LEND	15.01.2026	797.7 MM	96.98	5.88	135	1.40	2k+1k	BBB-	US / Financial	W/Tax, C 2025@100, MWC (50bp), Glob
US00914AAJ16	USD	2.875	AIR LEASE CORP	15.01.2026	1.45 B	96.58	5.40	87	1.41	2k+1k	BBB	US / Services	W/Tax, Dom., C 2025@100, MWC (45bp)
US74348TAU60	USD	3.706	PROSPECT CAPITAL CORP	22.01.2026	400 MM	96.35	6.41	189	1.41	1k+1k	BBB-	US / Financial	W/Tax, Dom., C 2025@100, MWC (50bp)
US698299AV61	USD	7.125	REPUBLIC OF PANAMA	29.01.2026	980 MM	102.40	5.52	101	1.37	100k+1k	BBB-	PA / Sovereign	Global
US33938XAC92	USD	3.750	FLEX LTD	01.02.2026	675 MM	97.73	5.40	90	1.42	2k+1k	BBB-	US / Technology	C 2026@100, MWC (50bp), Global
US097023DA04	USD	2.750	BOEING CO	01.02.2026	1.4 B	95.85	5.73	123	1.43	2k+1k	BBB-	US / Industrial	W/Tax, Step Rtg, C 2026@100, MWC (40
US501044DC24	USD	3.500	KROGER CO *	01.02.2026	500 MM	97.76	5.12	62	1.43	2k+1k	BBB	US / Food	W/Tax, C 2025@100, MWC (25bp), Glob
US595112BM49	USD	4.975	MICRON TECHNOLOGY INC	06.02.2026	500 MM	99.83	5.15	66	1.42	2k+1k	BBB-	US / Technology	W/Tax, C 2025@100, MWC (40bp), Glob
US09259EAB48	USD	2.850	BLACKROCK TCP CAP CORP	09.02.2026	325 MM	95.52	6.03	154	1.44	2k+1k	BBB-	US / Financial	W/Tax, Dom., C 2026@100, MWC (40bp)
USU81522AC57	USD	0.950	7-ELEVEN INC	10.02.2026	1.25 B	93.94	5.16	67	1.49	2k+1k	BBB	US / Retail	W/Tax, C 2026@100, MWC (10bp)
US458140CD04	USD	4.875	INTEL CORP *	10.02.2026	1.5 B	99.99	4.94	45	1.43	2k+1k	A-	US / Technology	W/Tax, MWC (15bp), Global

Yields are annualized.

Isin	Ccy	Cpn	Issuer	Maturity	Amnt Out.	Ask	Yield	D/Swap	Durat.	Pieces ESG	Rating	Cty / Sector	Miscellaneous
US10373QBE98	USD	3.410	BP CAP MARKETS AMERICA *	11.02.2026	1 B	97.94	4.87	38	1.46	1k+1k	A-	US / Energy	W/Tax, C 2025@100, MWC (15bp), Glob
US30212PAM77	USD	5.000	EXPEDIA GROUP INC	15.02.2026	749.7 MM	99.97	5.08	60	1.44	2k+1k	BBB	US / Comm.	W/Tax, C 2025@100, MWC (45bp), Glob
US718546AZ72	USD	1.300	PHILLIPS 66	15.02.2026	500 MM	94.54	5.06	58	1.49	2k+1k	BBB+	US / Energy	W/Tax, C 2026@100, MWC (15bp), Glob
US87264ABZ75	USD	1.500	T-MOBILE USA INC	15.02.2026	1 B	94.73	5.14	65	1.49	2k+1k	BBB	US / Telecom	W/Tax, C 2026@100, MWC (20bp), Glob
US29379VBH50	USD	3.700	ENTERPRISE PRODUCTS OPER	15.02.2026	875 MM	98.36	4.87	38	1.46	1k+1k	A-	US / Energy	W/Tax, C 2025@100, MWC (25bp), Glob
US126650DS68	USD	5.000	CVS HEALTH CORP	20.02.2026	1.5 B	99.91	5.12	64	1.46	2k+1k	BBB	US / Healthcare	W/Tax, C 2026@100, MWC (15bp), Glob
US037833BY53	USD	3.250	APPLE INC *	23.02.2026	3.25 B	97.93	4.68	21	1.49	2k+1k	AA+	US / Technology	W/Tax, C 2025@100, MWC (25bp), Glob
US12505BAD29	USD	4.875	CBRE SERVICES INC	01.03.2026	600 MM	99.65	5.17	71	1.49	2k+1k	BBB+	US / Real Estate	W/Tax, C 2025@100, MWC (45bp), Glob
US478160BY94	USD	2.450	JOHNSON & JOHNSON *	01.03.2026	2 B	96.83	4.58	12	1.53	2k+1k	AAA	US / Healthcare	W/Tax, C 2025@100, MWC (15bp), Glob
US30231GAT94	USD	3.043	EXXON MOBIL CORPORATION *	01.03.2026	2.5 B	97.49	4.75	28	1.52	2k+1k	AA-	US / Energy	W/Tax, C 2025@100, MWC (20bp), Glob
US37940XAE22	USD	1.200	GLOBAL PAYMENTS INC	01.03.2026	1.1 B	94.13	5.13	67	1.54	2k+1k	BBB-	US / Services	W/Tax, C 2026@100, MWC (10bp), Glob
US694308HP52	USD	2.950	PACIFIC GAS & ELECTRIC	01.03.2026	600 MM	96.57	5.28	82	1.51	2k+1k	BBB	US / Utilities	W/Tax, MBS, C 2025@100, MWC (20bp)
US842400JB09	USD	5.350	SOUTHERN CAL EDISON *	01.03.2026	600 MM	100.58	5.02	56	1.48	1k+1k	A-	US / Utilities	W/Tax, MBS, MWC (10bp), Global
US404121AH82	USD	5.375	HCA INC	01.09.2026	1 B	100.36	5.20 c	74	1.48	2k+1k	BBB-	US / Healthcare	W/Tax, Dom., C 2026@100, MWC (50bp), Glob
US0641593U89	USD	1.050	BANK OF NOVA SCOTIA *	02.03.2026	950 MM	94.30	4.85	39	1.54	2k+1k	A-	CA / Banks	MWC (10bp), Global
US969457CH11	USD	5.400	WILLIAMS COMPANIES INC	02.03.2026	1.1 B	100.58	5.08	62	1.49	2k+1k	BBB	US / Energy	W/Tax, MWC (15bp), Global
US74432QCH65	USD	1.500	PRUDENTIAL FINANCIAL INC	10.03.2026	500 MM	94.87	4.88	43	1.56	1k+1k	A-	US / Insurance	W/Tax, C 2026@100, MWC (15bp), Glob
US05684BAB36	USD	2.950	BAIN CAPITAL SPECIALTY F	10.03.2026	300 MM	95.80	5.77	132	1.53	2k+1k	BBB-	US / Financial	W/Tax, Dom., C 2026@100, MWC (40bp), Glob
US448579AF96	USD	4.850	HYATT HOTELS CORP *	15.03.2026	400 MM	99.49	5.24	80	1.53	2k+1k	BBB-	US / Leisure	W/Tax, C 2025@100, MWC (50bp), Glob
US084670BS67	USD	3.125	BERKSHIRE HATHAWAY INC *	15.03.2026	2.5 B	97.84	4.56	12	1.55	2k+1k	AA	US / Insurance	W/Tax, C 2025@100, MWC (20bp), Glob
US89641UAC53	USD	4.400	TRINITY ACQUISITION PLC	15.03.2026	550 MM	99.00	5.11	67	1.53	2k+1k	BBB-	US / Insurance	C 2025@100, MWC (40bp), Global
US512807AS72	USD	3.750	LAM RESEARCH CORP	15.03.2026	750 MM	98.38	4.85	41	1.54	2k+1k	A-	US / Technology	W/Tax, C 2026@100, MWC (20bp), Glob
US036752AR45	USD	1.500	ELEVANCE HEALTH INC	15.03.2026	750 MM	94.61	5.03	59	1.57	1k+1k	BBB	US / Healthcare	W/Tax, C 2026@100, MWC (15bp), Glob
US67103HAE71	USD	3.550	O'REILLY AUTOMOTIVE INC	15.03.2026	500 MM	97.71	5.09	65	1.54	2k+1k	BBB	US / Auto	W/Tax, C 2025@100, Global
US92940PAB04	USD	4.650	WRKCO INC	15.03.2026	749.3 MM	99.27	5.18	74	1.53	2k+1k	BBB	US / Industrial	W/Tax, C 2026@100, MWC (30bp), Glob

Yields are annualized.

Isin	Ccy	Cpn	Issuer	Maturity	Amnt Out.	Ask	Yield	D/Swap	Durat.	Pieces ESG	Rating	Cty / Sector	Miscellaneous
US24703TAD81	USD	6.020	DELL INT LLC / EMC CORP *	15.06.2026	2.5 B	101.64	5.02 c	58	1.53	2k+1k	BBB	US / Technology	W/Tax, Step Rtg, C 2026@100, MWC (50bp), Global
US134429BL20	USD	5.300	CAMPBELL SOUP CO	20.03.2026	400 MM	100.46	5.06	63	1.54	2k+1k	BBB-	US / Food	W/Tax, MWC (10bp), Global
US456873AE85	USD	3.500	TRANE TECH FIN LTD	21.03.2026	400 MM	97.69	5.03	60	1.56	2k+1k	BBB+	US / Industrial	C 2026@100, MWC (15bp), Global
US00206RML32	USD	1.700	AT&T INC *	25.03.2026	3 B	94.73	5.10	68	1.60	2k+1k	BBB	US / Telecom	W/Tax, C 2024@100, MWC (15bp), Global
US68389XCC74	USD	1.650	ORACLE CORP	25.03.2026	2.75 B	94.71	5.06	64	1.60	2k+1k	BBB	US / Technology	W/Tax, C 2026@100, MWC (15bp), Global
US874054AJ85	USD	5.000	TAKE-TWO INTERACTIVE SOF	28.03.2026	550 MM	100.07	5.01	59	1.56	2k+1k	BBB	US / Technology	W/Tax, MWC (20bp), Global
US487836BP25	USD	3.250	KELLANOVA **	01.04.2026	750 MM	97.24	5.04	63	1.59	2k+1k	BBB	US / Food	W/Tax, MWC (25bp), Global
US46625HQQ33	USD	3.300	JPMORGAN CHASE & CO *	01.04.2026	2.5 B	97.53	4.91	49	1.59	2k+1k	A-	US / Banks	W/Tax, C 2026@100, Global
US42824CBK45	USD	1.750	HP ENTERPRISE CO *	01.04.2026	750 MM	94.85	5.05	63	1.61	2k+1k	BBB	US / Technology	W/Tax, C 2026@100, MWC (25bp), Global
US540424AS76	USD	3.750	LOEWS CORP	01.04.2026	500 MM	98.22	4.92	50	1.58	2k+1k	A-	US / Insurance	W/Tax, C 2026@100, MWC (30bp), Global
US29364DAU46	USD	3.500	ENTERGY ARKANSAS LLC	01.04.2026	600 MM	98.05	4.78	36	1.59	1k+1k	A	US / Utilities	W/Tax, MBS, Dom., C 2026@100, MWC (10bp), Global
US68217FAA03	USD	3.600	OMNICOM GP/OMNICOM CAP	15.04.2026	1.4 B	97.56	5.16	77	1.62	2k+1k	BBB+	US / Comm.	W/Tax, C 2026@100, MWC (30bp), Global
US87264ABU88	USD	2.625	T-MOBILE USA INC	15.04.2026	1.2 B	96.04	5.12	72	1.64	2k+1k	BBB	US / Telecom	W/Tax, Dom., C 2024@100.66, MWC (50bp), Global
US03027XBL38	USD	1.600	AMERICAN TOWER CORP *	15.04.2026	700 MM	94.39	5.11	72	1.65	2k+1k	BBB-	US / Real Estate	W/Tax, C 2026@100, MWC (15bp), Global
US466313AL75	USD	1.700	JABIL INC	15.04.2026	500 MM	94.33	5.26	86	1.65	2k+1k	BBB-	US / Technology	W/Tax, C 2026@100, MWC (15bp), Global
US778296AF07	USD	0.875	ROSS STORES INC	15.04.2026	500 MM	93.35	5.02	62	1.66	2k+1k	BBB+	US / Retail	W/Tax, C 2026@100, MWC (10bp), Global
US053807AS28	USD	4.625	AVNET INC	15.04.2026	550 MM	98.97	5.32	93	1.61	2k+1k	BBB-	US / Technology	W/Tax, C 2026@100, MWC (45bp), Global
US931142FA65	USD	4.000	WALMART INC	15.04.2026	750 MM	99.19	4.54	15	1.62	2k+1k	AA	US / Retail	W/Tax, C 2026@100, MWC (5bp), Global
US25746UDJ51	USD	1.450	DOMINION ENERGY INC	15.04.2026	563.2 MM	94.33	4.99	59	1.65	2k+1k	BBB	US / Utilities	W/Tax, C 2026@100, MWC (10bp), Global
US045167DN04	USD	2.000	ASIAN DEVELOPMENT BANK	24.04.2026	1 B	95.79	4.59	20	1.68	1k+1k	AAA	Supranational	Global
US097023CH65	USD	3.100	BOEING CO	01.05.2026	650 MM	95.97	5.60	123	1.67	2k+1k	BBB-	US / Industrial	W/Tax, C 2026@100, MWC (15bp), Global
US718172CR89	USD	0.875	PHILIP MORRIS INTL INC	01.05.2026	750 MM	93.28	4.95	58	1.71	2k+1k	A-	US / Tobacco	W/Tax, C 2026@100, MWC (10bp), Global
US00440EAV92	USD	3.350	CHUBB INA HOLDINGS LLC	03.05.2026	1.5 B	97.53	4.88	51	1.68	2k+1k	A-	US / Insurance	W/Tax, C 2026@100, MWC (20bp), Global
US10373QAT76	USD	3.119	BP CAP MARKETS AMERICA *	04.05.2026	998.5 MM	97.17	4.86	49	1.68	1k+1k	A-	US / Energy	W/Tax, C 2026@100, MWC (20bp), Global
US037833ES58	USD	4.421	APPLE INC *	08.05.2026	1 B	99.98	4.48	11	1.68	2k+1k	AA+	US / Technology	W/Tax, C 2024@100, MWC (12bp), Global

Yields are annualized.

See last page for abbreviations, explanations and disclaimer.

Isin	Ccy	Cpn	Issuer	Maturity	Amnt Out.	Ask	Yield	D/Swap	Durat.	Pieces ESG	Rating	Cty / Sector	Miscellaneous
US278642AX15	USD	1.400	EBAY INC	10.05.2026	750 MM	93.89	5.07	71	1.72	2k+1k	BBB+	US / Comm.	W/Tax, C 2026@100, MWC (10bp), Glob
US00287YAY59	USD	3.200	ABBVIE INC *	14.05.2026	2 B	97.43	4.76	41	1.71	2k+1k	A-	US / Healthcare	W/Tax, C 2026@100, MWC (25bp), Glob
US14913UAA88	USD	4.350	CATERPILLAR FINL SERVICE	15.05.2026	1.25 B	99.44	4.73	38	1.70	1k+1k	A	US / Industrial	W/Tax, Dom., MWC (10bp)
US263534CQ07	USD	4.500	EIDP INC	15.05.2026	600 MM	99.63	4.77	41	1.70	2k+1k	A-	US / Chemical	W/Tax, C 2026@100, MWC (15bp), Glob
US341081GR29	USD	4.450	FLORIDA POWER & LIGHT CO	15.05.2026	500 MM	99.61	4.73	38	1.70	2k+1k	A	US / Utilities	W/Tax, C 2026@100, MWC (15bp), Glob
US29444UBQ85	USD	1.450	EQUINIX INC	15.05.2026	700 MM	93.85	5.12	77	1.74	2k+1k	BBB	US / Real Estate	W/Tax, Dom., C 2026@100, MWC (10bp), Glob
US89236TMD45	USD	5.200	TOYOTA MOTOR CREDIT CORP *	15.05.2026	750 MM	100.84	4.76	41	1.69	2k+1k	A+	US / Auto	W/Tax, Global
US458140AU47	USD	2.600	INTEL CORP *	19.05.2026	1 B	96.13	4.91	57	1.73	2k+1k	A-	US / Technology	W/Tax, C 2026@100, MWC (15bp), Glob
US716973AB84	USD	4.450	PFIZER INVESTMENT ENTER *	19.05.2026	3 B	99.51	4.79	44	1.71	2k+1k	A	US / Healthcare	W/Tax, C 2026@100, MWC (15bp), Glob
US126650CU24	USD	2.875	CVS HEALTH CORP	01.06.2026	1.75 B	96.17	5.14	81	1.76	2k+1k	BBB	US / Healthcare	W/Tax, C 2026@100, MWC (20bp), Glob
US741503AZ91	USD	3.600	BOOKING HOLDINGS INC	01.06.2026	1 B	98.10	4.74	41	1.75	2k+1k	A-	US / Comm.	W/Tax, C 2026@100, MWC (30bp), Glob
US842400HW63	USD	4.900	SOUTHERN CAL EDISON *	01.06.2026	400 MM	100.03	4.94	61	1.73	1k+1k	A-	US / Utilities	W/Tax, MBS, C 2026@100, MWC (20bp)
US50540RAX08	USD	1.550	LABORATORY CORP OF AMER	01.06.2026	500 MM	93.89	5.12	80	1.78	1k+1k	BBB	US / Healthcare	W/Tax, Dom., C 2026@100, MWC (12bp), Glob
US756109BF09	USD	4.875	REALTY INCOME CORP	01.06.2026	595.8 MM	99.79	5.05	73	1.73	2k+1k	A-	US / Real Estate	W/Tax, C 2026@100, MWC (50bp), Glob
US11271LAA08	USD	4.250	BROOKFIELD FINANCE INC	02.06.2026	500 MM	98.67	5.07	75	1.74	2k+1k	A-	CA / Financial	Dom., C 2026@100, MWC (40bp)
US717081DV27	USD	2.750	PFIZER INC *	03.06.2026	1.25 B	96.59	4.75	42	1.77	2k+1k	A	US / Healthcare	W/Tax, MWC (15bp), Global
US24422EWX39	USD	4.750	JOHN DEERE CAPITAL CORP	08.06.2026	600 MM	100.15	4.71	40	1.76	1k+1k	A	US / Industrial	W/Tax, Dom.
US24422ETH26	USD	2.650	JOHN DEERE CAPITAL CORP	10.06.2026	500 MM	96.40	4.73	42	1.79	1k+1k	A	US / Industrial	W/Tax, Dom.
US37045XDK90	USD	1.500	GENERAL MOTORS FINL CO *	10.06.2026	1.25 B	93.75	5.10	79	1.80	2k+1k	BBB	US / Auto	W/Tax, C 2026@100, MWC (15bp), Glob
US46625HRS12	USD	3.200	JPMORGAN CHASE & CO *	15.06.2026	1.75 B	97.14	4.86	56	1.79	2k+1k	A-	US / Banks	W/Tax, C 2026@100, MWC (20bp), Glob
US62854AAN46	USD	3.950	UTAH ACQUISITION SUB	15.06.2026	2.2 B	97.94	5.17	87	1.78	2k+1k	BBB-	US / Healthcare	W/Tax, C 2026@100, MWC (35bp), Glob
US110122CN68	USD	3.200	BRISTOL-MYERS SQUIBB CO	15.06.2026	1.744 B	97.16	4.85	54	1.80	2k+1k	A	US / Healthcare	W/Tax, C 2026@100, MWC (15bp), Glob
US24422EVR79	USD	1.050	JOHN DEERE CAPITAL CORP	17.06.2026	550 MM	93.50	4.73	43	1.83	1k+1k	A	US / Industrial	W/Tax, Global
US437076CZ34	USD	5.150	HOME DEPOT INC	25.06.2026	1.5 B	100.91	4.70	41	1.80	2k+1k	A	US / Retail	W/Tax, MWC (10bp), Global
US00914AAW27	USD	5.300	AIR LEASE CORP	25.06.2026	600 MM	100.55	5.06	76	1.79	2k+1k	BBB	US / Services	W/Tax, Global

Yields are annualized.

See last page for abbreviations, explanations and disclaimer.

Isin	Ccy	Cpn	Issuer	Maturity	Amnt Out.	Ask	Yield	D/Swap	Durat.	Pieces ESG	Rating	Cty / Sector	Miscellaneous
US11133TAC71	USD	3.400	BROADRIDGE FINANCIAL SOL	27.06.2026	500 MM	97.09	5.07	78	1.82	2k+1k	BBB	US / Technology	W/Tax, C 2026@100, MWC (30bp), Glob
US337738AT51	USD	3.200	FISERV INC	01.07.2026	2 B	96.88	4.97	69	1.84	2k+1k	BBB	US / Technology	W/Tax, C 2026@100, MWC (20bp), Glob
US958254AF13	USD	4.650	WESTERN MIDSTREAM OPERAT	01.07.2026	467.2 MM	99.02	5.26	98	1.81	2k+1k	BBB-	US / Energy	W/Tax, Dom., C 2026@100, MWC (50bp), Glob
US816851BQ16	USD	5.400	SEMPRA	01.08.2026	550 MM	100.89	4.98 c	69	1.77	2k+1k	BBB	US / Utilities	W/Tax, C 2026@100, MWC (20bp), Glob
US02665WEK36	USD	5.250	AMERICAN HONDA FINANCE	07.07.2026	950 MM	100.98	4.77	50	1.83	2k+1k	A-	US / Auto	W/Tax, MWC (12bp), Global
US68389XBM65	USD	2.650	ORACLE CORP	15.07.2026	3 B	95.80	4.97	71	1.88	2k+1k	BBB	US / Technology	W/Tax, C 2026@100, MWC (20bp), Glob
US60871RAG56	USD	3.000	MOLSON COORS BEVERAGE	15.07.2026	2 B	96.48	4.96	70	1.88	2k+1k	BBB	US / Food	W/Tax, C 2026@100, MWC (25bp), Glob
US69121KAE47	USD	3.400	BLUE OWL CAPITAL CORP	15.07.2026	1 B	95.66	5.85	158	1.86	2k+1k	BBB-	US / Financial	W/Tax, C 2026@100, MWC (50bp), Glob
US04010LBA08	USD	2.150	ARES CAPITAL CORP	15.07.2026	1 B	93.60	5.71	145	1.88	2k+1k	BBB-	US / Financial	W/Tax, C 2026@100, MWC (30bp), Glob
US22822VAV36	USD	1.050	CROWN CASTLE INC	15.07.2026	1 B	92.64	5.09	82	1.90	2k+1k	BBB-	US / Real Estate	W/Tax, C 2026@100, MWC (10bp), Glob
US86765BAT61	USD	3.900	ENERGY TRANSFER LP	15.07.2026	550 MM	97.89	5.10	84	1.86	2k+1k	BBB	US / Energy	W/Tax, Dom., C 2026@100, MWC (40bp), Glob
US89115A2S07	USD	5.532	TORONTO-DOMINION BANK	17.07.2026	1.8 B	101.11	5.00	74	1.85	2k+1k	A	CA / Banks	MWC (15bp), Global
US61761J3R84	USD	3.125	MORGAN STANLEY *	27.07.2026	3 B	96.58	5.00	76	1.88	1k+1k	A-	US / Banks	W/Tax, Dom., MWC (25bp)
US25468PDM59	USD	1.850	TWDC ENTERPRISES 18 CORP	30.07.2026	1 B	94.51	4.80	56	1.92	2k+1k	A-	US / Comm.	W/Tax, MWC (10bp), Global
US037833BZ29	USD	2.450	APPLE INC *	04.08.2026	2.25 B	95.97	4.61	37	1.92	2k+1k	AA+	US / Technology	W/Tax, C 2026@100, MWC (15bp), Glob
US87165BAL71	USD	3.700	SYNCHRONY FINANCIAL	04.08.2026	500 MM	96.59	5.58	134	1.88	2k+1k	BBB-	US / Financial	W/Tax, C 2026@100, MWC (35bp), Glob
US594918BR43	USD	2.400	MICROSOFT CORP *	08.08.2026	4 B	96.06	4.49	26	1.93	2k+1k	AAA	US / Technology	W/Tax, C 2026@100, MWC (15bp), Glob
US039483BL57	USD	2.500	ARCHER-DANIELS-MIDLAND C	11.08.2026	1 B	95.72	4.78	54	1.93	2k+1k	A	US / Food	W/Tax, C 2026@100, MWC (15bp), Glob
US92939UAM80	USD	5.600	WEC ENERGY GROUP INC	12.09.2026	600 MM	101.20	5.04 c	80	1.87	1k+1k	BBB+	US / Utilities	W/Tax, C 2026@100, MWC (15bp), Glob
US02079KAC18	USD	1.998	ALPHABET INC *	15.08.2026	2 B	95.19	4.53	30	1.96	2k+1k	AA	US / Comm.	W/Tax, C 2026@100, MWC (12bp), Glob
US120568AX84	USD	3.250	BUNGE LTD FINANCE CORP	15.08.2026	700 MM	96.59	5.08	85	1.92	2k+1k	BBB (w/+)	US / Food	W/Tax, C 2026@100, MWC (30bp), Glob
US00914AAM45	USD	1.875	AIR LEASE CORP	15.08.2026	1.2 B	93.79	5.16	93	1.95	2k+1k	BBB	US / Services	W/Tax, C 2026@100, MWC (20bp), Glob
US928563AJ42	USD	1.400	VMWARE LLC	15.08.2026	1.5 B	93.09	5.05	81	1.97	2k+1k	BBB	US / Technology	W/Tax, C 2026@100, MWC (15bp), Glob
US581557BR53	USD	1.300	MCKESSON CORP	15.08.2026	500 MM	93.28	4.83	60	1.97	2k+1k	BBB+	US / Healthcare	W/Tax, C 2026@100, MWC (10bp), Glob
US059165EG13	USD	2.400	BALTIMORE GAS & ELECTRIC	15.08.2026	350 MM	95.38	4.85	61	1.94	2k+1k	A-	US / Utilities	W/Tax, C 2026@100, MWC (15bp), Glob

Yields are annualized.

Isin	Ccy	Cpn	Issuer	Maturity	Amnt Out.	Ask	Yield	D/Swap	Durat.	Pieces ESG	Rating	Cty / Sector	Miscellaneous
US960413AT94	USD	3.600	WESTLAKE CORP	15.08.2026	749.8 MM	97.28	5.07	84	1.91	2k+1k	● BBB	US / Chemical	W/Tax, C 2026@100, MWC (35bp), Glob
US46124HAE62	USD	5.250	INTUIT INC	15.09.2026	750 MM	101.35	4.61 c	37	1.89	2k+1k	● A-	US / Technology	W/Tax, C 2026@100, MWC (10bp), Glob
US30231GBD34	USD	2.275	EXXON MOBIL CORPORATION **	16.08.2026	1 B	95.54	4.62	39	1.95	2k+1k	● AA-	US / Energy	W/Tax, C 2026@100, MWC (10bp), Glob
US031162CJ71	USD	2.600	AMGEN INC	19.08.2026	1.25 B	95.63	4.91	68	1.95	2k+1k	● BBB+	US / Healthcare	W/Tax, C 2026@100, MWC (20bp), Glob
US680223AK06	USD	3.875	OLD REPUBLIC INTL CORP	26.08.2026	550 MM	97.62	5.16	93	1.94	2k+1k	● BBB	US / Insurance	W/Tax, C 2026@100, MWC (35bp), Glob
US437076CV20	USD	4.950	HOME DEPOT INC	30.09.2026	750 MM	100.67	4.66 c	44	1.94	2k+1k	● A	US / Retail	W/Tax, C 2026@100, MWC (10bp), Glob
US26441CAS44	USD	2.650	DUKE ENERGY CORP	01.09.2026	1.5 B	95.50	5.00	78	1.98	2k+1k	● BBB	US / Utilities	W/Tax, C 2026@100, MWC (20bp), Glob
US02665WBH34	USD	2.300	AMERICAN HONDA FINANCE	09.09.2026	500 MM	95.10	4.81	60	2.01	2k+1k	● A-	US / Auto	W/Tax, MWC (15bp), Global
US037833DN70	USD	2.050	APPLE INC *	11.09.2026	2 B	94.94	4.63	41	2.03	2k+1k	● AA+	US / Technology	W/Tax, C 2026@100, MWC (15bp), Glob
US822582BX94	USD	2.500	SHELL INTERNATIONAL FIN *	12.09.2026	1 B	95.65	4.73	51	2.02	1k+1k	● A+	US / Energy	MWC (20bp), Global
US24422EVB28	USD	2.250	JOHN DEERE CAPITAL CORP	14.09.2026	450 MM	95.36	4.61	40	2.03	1k+1k	● A	US / Industrial	W/Tax, Dom.
US14913R2Q92	USD	1.150	CATERPILLAR FINL SERVICE	14.09.2026	500 MM	92.94	4.72	51	2.05	1k+1k	● A	US / Industrial	W/Tax, Dom., MWC (7bp)
US437076BN13	USD	2.125	HOME DEPOT INC	15.09.2026	1 B	95.01	4.66	45	2.03	2k+1k	● A	US / Retail	W/Tax, C 2026@100, MWC (15bp), Glob
US91913YAU47	USD	3.400	VALERO ENERGY CORP	15.09.2026	425.9 MM	96.83	5.04	83	2.00	2k+1k	● BBB	US / Energy	W/Tax, C 2026@100, MWC (30bp), Glob
USQ98236AC80	USD	3.700	WOODSIDE FINANCE LTD	15.09.2026	800 MM	97.10	5.21	100	1.99	2k+1k	● BBB+	AU / Energy	C 2026@100, MWC (35bp)
US06368FAC32	USD	1.250	BANK OF MONTREAL	15.09.2026	1.3 B	92.77	4.91	70	2.05	2k+1k	● A-	CA / Banks	Dom., MWC (10bp)
US882508BK94	USD	1.125	TEXAS INSTRUMENTS INC	15.09.2026	500 MM	93.15	4.57	36	2.06	2k+1k	● A+	US / Technology	W/Tax, C 2026@100, MWC (5bp), Globa
US11135FAN15	USD	3.459	BROADCOM INC *	15.09.2026	752.3 MM	97.19	4.92	71	2.00	2k+1k	● BBB-	US / Technology	W/Tax, C 2026@100, MWC (50bp), Glob
US03027XBR08	USD	1.450	AMERICAN TOWER CORP *	15.09.2026	600 MM	93.02	4.99	78	2.05	2k+1k	● BBB-	US / Real Estate	W/Tax, C 2026@100, MWC (10bp), Glob
US02209SAU78	USD	2.625	ALTRIA GROUP INC *	16.09.2026	500 MM	95.26	5.05	84	2.02	2k+1k	● BBB	US / Tobacco	W/Tax, C 2026@100, MWC (15bp), Glob
US67066GAE44	USD	3.200	NVIDIA CORP	16.09.2026	1 B	97.42	4.53	32	2.01	2k+1k	● AA-	US / Technology	W/Tax, C 2026@100, MWC (25bp), Glob
US09261XAB82	USD	2.750	BLACKSTONE SECURED LEND	16.09.2026	699.2 MM	93.92	5.90	169	2.01	2k+1k	● BBB-	US / Financial	W/Tax, C 2026@100, MWC (50bp), Glob
US931142ER00	USD	1.050	WALMART INC	17.09.2026	1.25 B	93.19	4.47	26	2.07	2k+1k	● AA	US / Retail	W/Tax, C 2026@100, MWC (5bp), Globa
US46625HRV41	USD	2.950	JPMORGAN CHASE & CO *	01.10.2026	3 B	96.16	4.88	68	2.06	2k+1k	● A-	US / Banks	W/Tax, C 2026@100, MWC (25bp), Glob
US70450YAD58	USD	2.650	PAYPAL HOLDINGS INC *	01.10.2026	1.25 B	95.65	4.83	63	2.06	2k+1k	● A-	US / Services	W/Tax, C 2026@100, MWC (15bp), Glob

Yields are annualized.

See last page for abbreviations, explanations and disclaimer.

Isin	Ccy	Cpn	Issuer	Maturity	Amnt Out.	Ask	Yield	D/Swap	Durat.	Pieces ESG	Rating	Cty / Sector	Miscellaneous
US24703TAE64	USD	4.900	DELL INT LLC / EMC CORP *	01.10.2026	1.7 B	99.80	5.06	86	2.01	2k+1k	BBB	US / Technology	W/Tax, Step Rtg, C 2026@100, MWC (37
US205887CJ91	USD	5.300	CONAGRA BRANDS INC	01.10.2026	500 MM	100.85	4.94	74	2.00	2k+1k	BBB-	US / Food	W/Tax, MWC (15bp), Global
US13607LWT69	USD	5.926	CANADIAN IMPERIAL BANK	02.10.2026	850 MM	102.37	4.82	62	2.00	2k+1k	A-	CA / Banks	MWC (20bp), Global
US29250NBH70	USD	1.600	ENBRIDGE INC *	04.10.2026	500 MM	93.27	4.94	74	2.10	2k+1k	BBB	CA / Energy	C 2026@100, MWC (10bp), Global
US37045XBQ88	USD	4.000	GENERAL MOTORS FINL CO *	06.10.2026	750 MM	97.93	5.07	87	2.04	2k+1k	BBB	US / Auto	W/Tax, C 2026@100, MWC (40bp), Glob
USY68851AK32	USD	7.625	PETROLIAM NASIONAL BHD	15.10.2026	500 MM	106.05	4.77	58	2.00	100k+1k	A-	MY / Energy	GU
US03027XAK63	USD	3.375	AMERICAN TOWER CORP *	15.10.2026	1 B	96.48	5.13	94	2.08	2k+1k	BBB-	US / Real Estate	W/Tax, C 2026@100, MWC (30bp), Glob
US501044DE89	USD	2.650	KROGER CO *	15.10.2026	750 MM	95.32	4.96	77	2.10	2k+1k	BBB	US / Food	W/Tax, C 2026@100, MWC (20bp), Glob
US84756NAH26	USD	3.375	SPECTRA ENERGY PARTNERS *	15.10.2026	600 MM	96.75	5.00	81	2.08	2k+1k	BBB	US / Energy	W/Tax, C 2026@100, MWC (25bp), Glob
US50155QAJ94	USD	2.050	KYNDRYL HOLDINGS INC	15.10.2026	664.5 MM	93.33	5.34	115	2.11	2k+1k	BBB-	US / Technology	W/Tax, C 2026@100, MWC (15bp), Glob
US86562MAK62	USD	3.010	SUMITOMO MITSUI FINL GRP	19.10.2026	1.5 B	96.14	4.91	72	2.10	2k+1k	A-	JP / Banks	W/Tax, Global
US949746SH57	USD	3.000	WELLS FARGO & COMPANY	23.10.2026	3.5 B	96.13	4.90	71	2.11	1k+1k	BBB+	US / Banks	W/Tax, Global
US98419MAJ99	USD	3.250	XYLEM INC	01.11.2026	500 MM	96.65	4.88	70	2.13	2k+1k	BBB	US / Industrial	W/Tax, C 2026@100, MWC (25bp), Glob
US278865AV25	USD	2.700	ECOLAB INC	01.11.2026	750 MM	95.69	4.78	60	2.14	2k+1k	A-	US / Chemical	W/Tax, C 2026@100, MWC (20bp), Glob
US654106AF00	USD	2.375	NIKE INC *	01.11.2026	1 B	95.32	4.63	45	2.15	2k+1k	A+	US / Retail	W/Tax, C 2026@100, MWC (10bp), Glob
US29273VAR15	USD	6.050	ENERGY TRANSFER LP	01.12.2026	1 B	102.49	4.93 c	75	2.08	2k+1k	BBB	US / Energy	W/Tax, C 2026@100, MWC (20bp), Glob
US023608AP74	USD	5.700	AMEREN CORP	01.12.2026	600 MM	101.62	4.99 c	81	2.09	2k+1k	BBB	US / Utilities	W/Tax, C 2026@100, MWC (20bp), Glob
US742718ER62	USD	2.450	PROCTER & GAMBLE CO/THE *	03.11.2026	875 MM	95.61	4.56	38	2.16	2k+1k	AA-	US / Retail	W/Tax, MWC (10bp), Global
US025816CM94	USD	1.650	AMERICAN EXPRESS CO	04.11.2026	1.1 B	93.20	4.91	73	2.18	2k+1k	BBB+	US / Financial	W/Tax, C 2026@100, Global
US49456BAU52	USD	1.750	KINDER MORGAN INC	15.11.2026	500 MM	93.37	4.88	71	2.20	2k+1k	BBB	US / Energy	W/Tax, C 2026@100, MWC (10bp), Glob
US254687DK97	USD	3.375	WALT DISNEY COMPANY/THE	15.11.2026	436.3 MM	97.10	4.77	60	2.17	2k+1k	A-	US / Comm.	W/Tax, C 2026@100, MWC (20bp), Glob
US418056AY31	USD	3.550	HASBRO INC	19.11.2026	675 MM	96.47	5.25	108	2.17	2k+1k	BBB	US / Retail	W/Tax, Step Rtg, C 2026@100, MWC (30
US57636QAG91	USD	2.950	MASTERCARD INC	21.11.2026	750 MM	96.45	4.63	47	2.20	2k+1k	A+	US / Financial	W/Tax, C 2026@100, MWC (15bp), Glob
US00287YBV02	USD	2.950	ABBVIE INC *	21.11.2026	4.0 B	96.29	4.71	54	2.19	2k+1k	A-	US / Healthcare	W/Tax, C 2026@100, MWC (20bp), Glob
US032654AN54	USD	3.500	ANALOG DEVICES INC	05.12.2026	900 MM	97.61	4.63	47	2.22	2k+1k	A-	US / Technology	W/Tax, C 2026@100, MWC (20bp), Glob

Yields are annualized.

Isin	Ccy	Cpn	Issuer	Maturity	Amnt Out.	Ask	Yield	D/Swap	Durat.	Pieces ESG	Rating	Cty / Sector	Miscellaneous
US21036PAQ19	USD	3.700	CONSTELLATION BRANDS INC	06.12.2026	600 MM	97.45	4.91	76	2.22	2k+1k	BBB-	US / Food	W/Tax, Dom., C 2026@100, MWC (25bp)
US06418JAA97	USD	5.350	BANK OF NOVA SCOTIA *	07.12.2026	1.15 B	101.41	4.77	61	2.18	2k+1k	A-	CA / Banks	MWC (15bp), Global
US06368LC537	USD	5.266	BANK OF MONTREAL	11.12.2026	1.15 B	101.14	4.81	65	2.20	2k+1k	A-	CA / Banks	MWC (15bp), Global
US717081EA70	USD	3.000	PFIZER INC *	15.12.2026	1.75 B	96.41	4.66	51	2.26	2k+1k	A	US / Healthcare	W/Tax, MWC (15bp), Global
US72650RBL50	USD	4.500	PLAINS ALL AMER PIPELINE	15.12.2026	750 MM	98.75	5.13	97	2.22	2k+1k	BBB-	US / Energy	W/Tax, Dom., C 2026@100, MWC (35bp)
US26884UAC36	USD	4.750	EPR PROPERTIES	15.12.2026	450 MM	98.58	5.46	131	2.21	2k+1k	BBB-	US / Real Estate	W/Tax, C 2026@100, MWC (40bp), Glob
US448579AQ51	USD	5.750	HYATT HOTELS CORP **	30.01.2027	600 MM	101.71	5.06 c	91	2.18	2k+1k	BBB-	US / Leisure	W/Tax, Step Rtg, C 2026@100, MWC (25bp)
US30040WAY49	USD	5.000	EVERSOURCE ENERGY	01.01.2027	350 MM	100.27	4.94	80	2.25	2k+1k	BBB	US / Utilities	W/Tax, MWC (15bp), Global
US26441CCB90	USD	4.850	DUKE ENERGY CORP	05.01.2027	600 MM	100.25	4.80	66	2.27	2k+1k	BBB	US / Utilities	W/Tax, MWC (15bp), Global
US02665WDJ71	USD	2.350	AMERICAN HONDA FINANCE	08.01.2027	500 MM	94.57	4.78	65	2.33	2k+1k	A-	US / Auto	W/Tax, Dom., MWC (10bp)
US14913R2U05	USD	1.700	CATERPILLAR FINL SERVICE	08.01.2027	500 MM	93.45	4.61	47	2.35	1k+1k	A	US / Industrial	W/Tax, Dom., MWC (7bp)
US855244BG38	USD	4.850	STARBUCKS CORP	08.02.2027	1 B	100.41	4.72 c	59	2.23	2k+1k	BBB+	US / Retail	W/Tax, C 2027@100, MWC (10bp), Glob
US882508CE26	USD	4.600	TEXAS INSTRUMENTS INC	08.02.2027	650 MM	100.27	4.53 c	42	2.32	2k+1k	A+	US / Technology	W/Tax, C 2027@100, MWC (10bp), Glob
US89236TDR32	USD	3.200	TOYOTA MOTOR CREDIT CORP *	11.01.2027	750 MM	96.70	4.69	56	2.32	2k+1k	A+	US / Auto	W/Tax, Dom., MWC (15bp)
US86562MAN02	USD	3.446	SUMITOMO MITSUI FINL GRP	11.01.2027	1.25 B	96.79	4.90	77	2.32	2k+1k	A-	JP / Banks	W/Tax, Global
US29379VCE11	USD	4.600	ENTERPRISE PRODUCTS OPER	11.01.2027	1 B	99.88	4.70	57	2.29	1k+1k	A-	US / Energy	W/Tax, C 2026@100, MWC (10bp), Glob
US12503MAA62	USD	3.650	CBOE GLOBAL MARKETS INC	12.01.2027	650 MM	97.36	4.86	72	2.32	2k+1k	A-	US / Financial	W/Tax, C 2026@100, MWC (20bp), Glob
US20030NBW02	USD	2.350	COMCAST CORP	15.01.2027	1.4 B	94.65	4.72	59	2.35	2k+1k	A-	US / Comm.	W/Tax, C 2026@100, MWC (15bp), Glob
US03027XAM20	USD	3.125	AMERICAN TOWER CORP *	15.01.2027	400 MM	95.78	5.02	89	2.33	2k+1k	BBB-	US / Real Estate	W/Tax, C 2026@100, MWC (25bp), Glob
US11134LAH24	USD	3.875	BROADCOM CRP / CAYMN FI **	15.01.2027	2.9 B	97.88	4.85	72	2.32	2k+1k	BBB	US / Technology	W/Tax, C 2026@100, MWC (25bp), Glob
US03027XAX84	USD	2.750	AMERICAN TOWER CORP *	15.01.2027	750 MM	94.94	5.01	88	2.34	2k+1k	BBB-	US / Real Estate	W/Tax, C 2026@100, MWC (20bp), Glob
US69121KAF12	USD	2.625	BLUE OWL CAPITAL CORP	15.01.2027	500 MM	92.72	5.92	179	2.33	2k+1k	BBB-	US / Financial	W/Tax, Dom., C 2026@100, MWC (30bp)
US87612EBM75	USD	1.950	TARGET CORP	15.01.2027	1 B	94.23	4.49	36	2.37	2k+1k	A	US / Retail	W/Tax, C 2026@100, MWC (10bp), Glob
US502431AP47	USD	5.400	L3HARRIS TECH INC	15.01.2027	1.25 B	101.31	4.89	76	2.29	2k+1k	BBB	US / Industrial	W/Tax, MWC (15bp), Global
US46590XAS53	USD	2.500	JBS USA HOLD/FOOD/LUX CO	15.01.2027	988.3 MM	94.50	4.95	82	2.34	2k+1k	BBB-	US / Food	C 2026@100, MWC (25bp), Global

Yields are annualized.

See last page for abbreviations, explanations and disclaimer.

Isin	Ccy	Cpn	Issuer	Maturity	Amnt Out.	Ask	Yield	D/Swap	Durat.	Pieces ESG	Rating	Cty / Sector	Miscellaneous
US10373QAV23	USD	3.017	BP CAP MARKETS AMERICA **	16.01.2027	876.4 MM	96.26	4.69	56	2.34	1k+1k	A-	US / Energy	W/Tax, C 2026@100, MWC (20bp), Glob
US37045XBT28	USD	4.350	GENERAL MOTORS FINL CO *	17.01.2027	1.25 B	98.34	5.14	101	2.31	2k+1k	BBB	US / Auto	W/Tax, Dom., C 2026@100, MWC (30bp)
USN8438JAB46	USD	5.500	SUZANO INTL FINANCE BV	17.01.2027	700 MM	100.40	5.40	127	2.28	2k+1k	BBB-	BR / Basic Mat.	MWC (50bp), Global
US78016HJT03	USD	4.875	ROYAL BANK OF CANADA *	19.01.2027	1.25 B	100.43	4.74	61	2.31	2k+1k	A	CA / Banks	Global
US61746BEF94	USD	3.625	MORGAN STANLEY *	20.01.2027	3 B	97.39	4.81	68	2.34	1k+1k	A-	US / Banks	W/Tax, Dom., MWC (25bp)
US78409VAM63	USD	2.950	S&P GLOBAL INC	22.01.2027	500 MM	95.92	4.76	64	2.36	2k+1k	A-	US / Services	W/Tax, C 2026@100, MWC (25bp), Glob
US110122EE42	USD	4.900	BRISTOL-MYERS SQUIBB CO	22.02.2027	1 B	100.70	4.65 c	53	2.27	2k+1k	A	US / Healthcare	W/Tax, C 2027@100, MWC (10bp), Glob
US17275RBQ48	USD	4.800	CISCO SYSTEMS INC *	26.02.2027	2 B	100.65	4.57 c	45	2.29	2k+1k	A+	US / Telecom	W/Tax, C 2027@100, MWC (10bp), Glob
US013817AJ05	USD	5.900	HOWMET AEROSPACE INC	01.02.2027	625 MM	102.55	4.87	75	2.25	1k+1k	BBB-	US / Industrial	W/Tax, MWC (15bp), Global
US666807BK73	USD	3.200	NORTHROP GRUMMAN CORP	01.02.2027	750 MM	96.45	4.77	65	2.34	2k+1k	BBB+	US / Industrial	W/Tax, C 2026@100, MWC (15bp), Glob
US20030NBY67	USD	3.300	COMCAST CORP	01.02.2027	1.25 B	96.80	4.72	60	2.34	2k+1k	A-	US / Comm.	W/Tax, Dom., C 2026@100, MWC (15bp)
US29082HAB87	USD	5.400	EMBRAER NETHERLANDS FINA *	01.02.2027	524.0 MM	99.75	5.58	146	2.26	2k+1k	BBB-	BR / Industrial	MWC (45bp), Global
US097023CM50	USD	2.700	BOEING CO	01.02.2027	1 B	93.43	5.61	149	2.34	2k+1k	BBB-	US / Industrial	W/Tax, C 2026@100, MWC (15bp), Glob
US00724PAC32	USD	2.150	ADOBE INC	01.02.2027	850 MM	94.44	4.57	45	2.38	2k+1k	A+	US / Technology	W/Tax, C 2026@100, MWC (10bp), Glob
US278865BL34	USD	1.650	ECOLAB INC	01.02.2027	500 MM	93.04	4.67	55	2.39	2k+1k	A-	US / Chemical	W/Tax, C 2027@100, MWC (7bp), Global
US742718FV65	USD	1.900	PROCTER & GAMBLE CO/THE *	01.02.2027	1 B	94.06	4.47	35	2.39	2k+1k	AA-	US / Retail	W/Tax, MWC (5bp), Global
US03740MAA80	USD	5.125	AON NORTH AMERICA INC *	01.03.2027	600 MM	100.93	4.78 c	66	2.29	2k+1k	BBB	US / Insurance	W/Tax, C 2027@100, MWC (15bp), Glob
US594918BY93	USD	3.300	MICROSOFT CORP *	06.02.2027	4 B	97.51	4.40	28	2.35	2k+1k	AAA	US / Technology	W/Tax, C 2026@100, MWC (15bp), Glob
US037833CJ77	USD	3.350	APPLE INC *	09.02.2027	2.25 B	97.38	4.50	39	2.36	2k+1k	AA+	US / Technology	W/Tax, C 2026@100, MWC (12bp), Glob
US459200KM24	USD	2.200	IBM CORP *	09.02.2027	650 MM	94.34	4.64	53	2.39	100k+1k	A-	US / Technology	W/Tax, C 2027@100, MWC (10bp), Glob
US404119BU21	USD	4.500	HCA INC	15.02.2027	1.2 B	98.72	5.10	99	2.33	2k+1k	BBB-	US / Healthcare	W/Tax, C 2026@100, MWC (50bp), Glob
US595112BP79	USD	4.185	MICRON TECHNOLOGY INC	15.02.2027	900 MM	98.16	5.02	91	2.34	2k+1k	BBB-	US / Technology	W/Tax, C 2026@100, MWC (35bp), Glob
US031162CT53	USD	2.200	AMGEN INC	21.02.2027	1.7 B	93.76	4.87	76	2.43	2k+1k	BBB+	US / Healthcare	W/Tax, C 2026@100, MWC (15bp), Glob
US606822AN45	USD	3.677	MITSUBISHI UFJ FIN GRP	22.02.2027	1 B	97.86	4.62	51	2.38	2k+1k	A-	JP / Banks	W/Tax, Global
US37045XDR44	USD	2.350	GENERAL MOTORS FINL CO *	26.02.2027	1 B	93.76	5.02	91	2.43	2k+1k	BBB	US / Auto	W/Tax, C 2027@100, MWC (15bp), Glob

Yields are annualized.

See last page for abbreviations, explanations and disclaimer.

Isin	Ccy	Cpn	Issuer	Maturity	Amnt Out.	Ask	Yield	D/Swap	Durat.	Pieces ESG	Rating	Cty / Sector	Miscellaneous
US110122BB30	USD	3.250	BRISTOL-MYERS SQUIBB CO	27.02.2027	512.3 MM	96.80	4.63	52	2.41	2k+1k	● A	US / Healthcare	W/Tax, MWC (15bp), Global
XS2434895988	USD	3.000	ROMANIA	27.02.2027	1.35 B	93.80	5.69	159	2.39	2k+2k	● BBB-	RO / Sovereign	
US440452AK64	USD	4.800	HORMEL FOODS CORP	30.03.2027	500 MM	100.58	4.61 c	51	2.37	2k+1k	● A-	US / Food	W/Tax, C 2027@100, MWC (10bp), Glob
US375558BM47	USD	2.950	GILEAD SCIENCES INC *	01.03.2027	1.25 B	95.88	4.71	61	2.43	2k+1k	● BBB+	US / Healthcare	W/Tax, C 2026@100, MWC (20bp), Glob
US00206RDQ20	USD	4.250	AT&T INC *	01.03.2027	1.5 B	98.68	4.85	75	2.39	2k+1k	● BBB	US / Telecom	W/Tax, C 2026@100, MWC (30bp), Glob
US58013MFB54	USD	3.500	MCDONALD'S CORP *	01.03.2027	850 MM	97.12	4.74	64	2.41	1k+1k	● BBB+	US / Retail	W/Tax, C 2026@100, MWC (20bp), Glob
US125523CB40	USD	3.400	CIGNA GROUP/THE	01.03.2027	1.3 B	96.77	4.79	69	2.41	2k+1k	● BBB+	US / Healthcare	W/Tax, C 2026@100, MWC (30bp), Glob
US30040WAQ15	USD	2.900	EVERSOURCE ENERGY	01.03.2027	650 MM	95.16	4.97	87	2.43	2k+1k	● BBB	US / Utilities	W/Tax, C 2027@100, MWC (20bp), Glob
US097023BU85	USD	2.800	BOEING CO	01.03.2027	300 MM	93.45	5.62	152	2.42	2k+1k	● BBB-	US / Industrial	W/Tax, C 2026@100, MWC (10bp), Glob
US29278NAN30	USD	5.500	ENERGY TRANSFER LP	01.06.2027	956.0 MM	101.32	5.01 c	91	2.38	2k+1k	● BBB	US / Energy	W/Tax, Dom., C 2027@100, MWC (50bp)
US478160CE22	USD	2.950	JOHNSON & JOHNSON *	03.03.2027	1 B	96.68	4.36	26	2.44	2k+1k	● AAA	US / Healthcare	W/Tax, C 2026@100, MWC (10bp), Glob
US808513BY05	USD	2.450	CHARLES SCHWAB CORP	03.03.2027	1.5 B	94.12	4.94	84	2.45	2k+1k	● A-	US / Financial	W/Tax, C 2027@100, MWC (15bp), Glob
US025816CS64	USD	2.550	AMERICAN EXPRESS CO	04.03.2027	1.75 B	94.70	4.79	69	2.45	2k+1k	● BBB+	US / Financial	W/Tax, C 2027@100, Global
US00724PAE97	USD	4.850	ADOBE INC	04.04.2027	500 MM	101.06	4.46 c	36	2.39	2k+1k	● A+	US / Technology	W/Tax, C 2027@100, MWC (10bp), Glob
US24422EXM64	USD	4.850	JOHN DEERE CAPITAL CORP	05.03.2027	550 MM	100.55	4.68	58	2.38	1k+1k	● A	US / Industrial	W/Tax, Dom.
US24422EWD74	USD	2.350	JOHN DEERE CAPITAL CORP	08.03.2027	500 MM	94.57	4.63	53	2.47	1k+1k	● A	US / Industrial	W/Tax, Dom.
US06368FAJ84	USD	2.650	BANK OF MONTREAL	08.03.2027	1.25 B	95.29	4.63	54	2.46	2k+1k	● A-	CA / Banks	Dom., MWC (15bp)
US14040HBN44	USD	3.750	CAPITAL ONE FINANCIAL CO	09.03.2027	1.35 B	96.88	5.10	100	2.42	2k+1k	● BBB	US / Financial	W/Tax, C 2027@100, Global
US24422EVF32	USD	1.750	JOHN DEERE CAPITAL CORP	09.03.2027	500 MM	93.01	4.67	57	2.49	1k+1k	● A	US / Industrial	W/Tax, Dom.
US02665WFD83	USD	4.900	AMERICAN HONDA FINANCE	12.03.2027	700 MM	100.67	4.68	58	2.40	2k+1k	● A-	US / Auto	W/Tax, MWC (10bp), Global
US29736RAJ95	USD	3.150	ESTEE LAUDER CO INC	15.03.2027	500 MM	96.47	4.64	55	2.46	2k+1k	● A	US / Retail	W/Tax, C 2026@100, MWC (15bp), Glob
US084664CZ24	USD	2.300	BERKSHIRE HATHAWAY FIN *	15.03.2027	750 MM	94.77	4.47	38	2.49	2k+1k	● AA	US / Insurance	W/Tax, C 2027@100, MWC (10bp), Glob
US750236AW16	USD	4.875	RADIAN GROUP INC	15.03.2027	450 MM	98.71	5.48	138	2.39	2k+1k	● BBB-	US / Financial	W/Tax, Dom., C 2026@100, MWC (50bp)
US444859BF87	USD	3.950	HUMANA INC	15.03.2027	600 MM	97.67	4.96	87	2.43	2k+1k	● BBB	US / Healthcare	W/Tax, C 2026@100, MWC (20bp), Glob
US03027XBV10	USD	3.650	AMERICAN TOWER CORP *	15.03.2027	650 MM	96.92	4.97	88	2.44	2k+1k	● BBB-	US / Real Estate	W/Tax, C 2027@100, MWC (20bp), Glob

Yields are annualized.

See last page for abbreviations, explanations and disclaimer.

Isin	Ccy	Cpn	Issuer	Maturity	Amnt Out.	Ask	Yield	D/Swap	Durat.	Pieces ESG	Rating	Cty / Sector	Miscellaneous
US609207BA22	USD	2.625	MONDELEZ INTERNATIONAL	17.03.2027	750 MM	94.79	4.80	71	2.48	2k+1k	BBB	US / Food	W/Tax, C 2027@100, MWC (15bp), Glob
US30231GBJ04	USD	3.294	EXXON MOBIL CORPORATION *	19.03.2027	1 B	97.59	4.31	22	2.47	2k+1k	AA-	US / Energy	W/Tax, C 2027@100, MWC (35bp), Glob
US89236TLY90	USD	5.000	TOYOTA MOTOR CREDIT CORP *	19.03.2027	900 MM	101.01	4.64	55	2.42	2k+1k	A+	US / Auto	W/Tax, Global
US134429BM03	USD	5.200	CAMPBELL SOUP CO	19.03.2027	500 MM	101.30	4.72	64	2.41	2k+1k	BBB-	US / Food	W/Tax, MWC (15bp), Global
USQ8352BAC83	USD	3.750	SCENTRE GROUP TRUST 1/2	23.03.2027	500 MM	97.03	5.02	93	2.46	2k+1k	A	AU / Real Estate	C 2026@100, MWC (20bp)
US254687FP66	USD	3.700	WALT DISNEY COMPANY/THE	23.03.2027	500 MM	98.01	4.55	47	2.47	2k+1k	A-	US / Comm.	W/Tax, MWC (45bp), Global
US458140BQ26	USD	3.750	INTEL CORP *	25.03.2027	1 B	97.71	4.73	64	2.47	2k+1k	A-	US / Technology	W/Tax, C 2027@100, MWC (50bp), Glob
US742718FG98	USD	2.800	PROCTER & GAMBLE CO/THE *	25.03.2027	500 MM	96.18	4.38	29	2.50	2k+1k	AA-	US / Retail	W/Tax, MWC (35bp), Global
US57636QAR56	USD	3.300	MASTERCARD INC	26.03.2027	1 B	97.03	4.54	46	2.49	2k+1k	A+	US / Financial	W/Tax, C 2027@100, MWC (40bp), Glob
US654106AJ22	USD	2.750	NIKE INC *	27.03.2027	1 B	95.67	4.54	46	2.51	2k+1k	A+	US / Retail	W/Tax, C 2027@100, MWC (30bp), Glob
US681936BF65	USD	4.500	OMEGA HLTHCARE INVESTORS	01.04.2027	700 MM	97.91	5.41	133	2.45	2k+1k	BBB-	US / Real Estate	W/Tax, C 2027@100, MWC (40bp), Glob
US038222AL98	USD	3.300	APPLIED MATERIALS INC *	01.04.2027	1.2 B	97.06	4.52	44	2.50	2k+1k	A	US / Technology	W/Tax, C 2027@100, MWC (15bp), Glob
US00912XAV64	USD	3.625	AIR LEASE CORP	01.04.2027	500 MM	96.57	5.07	99	2.48	2k+1k	BBB	US / Services	W/Tax, C 2027@100, MWC (25bp), Glob
US20030NDK46	USD	3.300	COMCAST CORP	01.04.2027	800 MM	96.65	4.70	62	2.50	2k+1k	A-	US / Comm.	W/Tax, C 2027@100, MWC (40bp), Glob
US68389XBU81	USD	2.800	ORACLE CORP	01.04.2027	2.25 B	95.07	4.84	76	2.51	2k+1k	BBB	US / Technology	W/Tax, C 2027@100, MWC (35bp), Glob
US548661EG89	USD	3.350	LOWE'S COS INC	01.04.2027	750 MM	96.64	4.75	67	2.50	2k+1k	BBB+	US / Retail	W/Tax, C 2027@100, MWC (15bp), Glob
US89115A2W19	USD	4.980	TORONTO-DOMINION BANK	05.04.2027	850 MM	100.65	4.77	70	2.46	2k+1k	A	CA / Banks	MWC (10bp), Global
US10373QBK58	USD	3.543	BP CAP MARKETS AMERICA *	06.04.2027	500 MM	97.27	4.69	61	2.51	1k+1k	A-	US / Energy	W/Tax, C 2027@100, MWC (45bp), Glob
US023135CF19	USD	3.300	AMAZON.COM INC *	13.04.2027	2 B	96.96	4.55	48	2.53	2k+1k	A+	US / Comm.	W/Tax, C 2027@100, MWC (10bp), Glob
US437076CA82	USD	2.500	HOME DEPOT INC	15.04.2027	750 MM	94.78	4.61	54	2.57	2k+1k	A	US / Retail	W/Tax, C 2027@100, MWC (30bp), Glob
US92826CAL63	USD	1.900	VISA INC *	15.04.2027	1.5 B	93.49	4.52	45	2.59	2k+1k	AA-	US / Financial	W/Tax, C 2027@100, MWC (25bp), Glob
US87264ABD63	USD	3.750	T-MOBILE USA INC	15.04.2027	4 B	97.29	4.88	81	2.52	2k+1k	BBB	US / Telecom	W/Tax, C 2027@100, MWC (50bp), Glob
US437076CN04	USD	2.875	HOME DEPOT INC	15.04.2027	750 MM	95.72	4.62	55	2.55	2k+1k	A	US / Retail	W/Tax, C 2027@100, MWC (10bp), Glob
US844741BK34	USD	5.125	SOUTHWEST AIRLINES CO **	15.06.2027	1.8 B	100.50	4.99 c	96	2.64	2k+1k	BBB	US / Transport	W/Tax, C 2027@100, MWC (50bp), Glob
US91159HHR49	USD	3.150	US BANCORP	27.04.2027	1.3 B	96.14	4.71	65	2.57	1k+1k	A-	US / Banks	W/Tax, Dom., C 2027@100

Yields are annualized.

See last page for abbreviations, explanations and disclaimer.

Isin	Ccy	Cpn	Issuer	Maturity	Amnt Out.	Ask	Yield	D/Swap	Durat.	Pieces ESG	Rating	Cty / Sector	Miscellaneous
US65339KAT79	USD	3.550	NEXTERA ENERGY CAPITAL	01.05.2027	1.49 B	96.67	4.91	85	2.57	2k+1k	BBB+	US / Utilities	W/Tax, Dom., C 2027@100, MWC (20bp)
US097023CU76	USD	5.040	BOEING CO	01.05.2027	2 B	99.01	5.50	144	2.51	2k+1k	BBB-	US / Industrial	W/Tax, Step Rtg, C 2027@100, MWC (50bp)
US548661DP97	USD	3.100	LOWE'S COS INC	03.05.2027	1.5 B	95.82	4.78	72	2.59	2k+1k	BBB+	US / Retail	W/Tax, C 2027@100, MWC (15bp), Glob
US0258M0EL96	USD	3.300	AMERICAN EXPRESS CREDIT	03.05.2027	339.4 MM	96.88	4.56	50	2.59	2k+1k	A-	US / Financial	W/Tax, Dom., C 2027@100
US025816CP26	USD	3.300	AMERICAN EXPRESS CO	03.05.2027	1.7 B	96.36	4.77	71	2.58	2k+1k	BBB+	US / Financial	W/Tax, C 2027@100, Global
US78016EZD20	USD	3.625	ROYAL BANK OF CANADA *	04.05.2027	1.2 B	97.41	4.68	62	2.58	2k+1k	A	CA / Banks	MWC (15bp), Global
US37045XEQ51	USD	5.400	GENERAL MOTORS FINL CO *	08.05.2027	1.2 B	100.98	5.07	102	2.50	2k+1k	BBB	US / Auto	W/Tax, MWC (20bp), Global
US21036PAS74	USD	3.500	CONSTELLATION BRANDS INC	09.05.2027	500 MM	96.46	4.93	88	2.59	2k+1k	BBB-	US / Food	W/Tax, C 2027@100, MWC (20bp), Glob
US21036PBK30	USD	4.350	CONSTELLATION BRANDS INC	09.05.2027	600 MM	98.75	4.89	84	2.57	2k+1k	BBB-	US / Food	W/Tax, Dom., C 2027@100, MWC (25bp)
US037833CR93	USD	3.200	APPLE INC *	11.05.2027	2 B	96.94	4.42	37	2.61	2k+1k	AA+	US / Technology	W/Tax, C 2027@100, MWC (15bp), Glob
US458140AX85	USD	3.150	INTEL CORP *	11.05.2027	1 B	96.14	4.69	64	2.61	2k+1k	A-	US / Technology	W/Tax, C 2027@100, MWC (15bp), Glob
US009158AY27	USD	1.850	AIR PRODUCTS & CHEMICALS	15.05.2027	650 MM	92.83	4.66	61	2.67	2k+1k	A	US / Chemical	W/Tax, C 2027@100, MWC (20bp), Glob
US928563AE54	USD	4.650	VMWARE LLC	15.05.2027	500 MM	99.30	4.98	93	2.57	2k+1k	BBB	US / Technology	W/Tax, Step Rtg, C 2027@100, MWC (50bp)
US50077LBC90	USD	3.875	KRAFT HEINZ FOODS CO *	15.05.2027	1.3 B	97.84	4.76	71	2.60	2k+1k	BBB	US / Food	W/Tax, C 2027@100, MWC (50bp), Glob
US747525AU71	USD	3.250	QUALCOMM INC	20.05.2027	2 B	96.69	4.57	52	2.63	2k+1k	A	US / Technology	W/Tax, C 2027@100, MWC (20bp), Glob
US670346AY11	USD	4.300	NUCOR CORP	23.05.2027	500 MM	99.04	4.72	67	2.61	2k+1k	BBB+	US / Basic Mat.	W/Tax, C 2027@100, MWC (25bp), Glob
US191216CE82	USD	2.900	COCA-COLA CO/THE *	25.05.2027	500 MM	95.95	4.49	44	2.66	2k+1k	A+	US / Food	W/Tax, MWC (12bp), Global
US437076DB56	USD	4.875	HOME DEPOT INC	25.06.2027	1 B	100.87	4.60 c	55	2.61	2k+1k	A	US / Retail	W/Tax, C 2027@100, MWC (10bp), Glob
US03740LAD47	USD	2.850	AON CORP/AON GLOBAL HOLD *	28.05.2027	600 MM	95.00	4.81	77	2.67	2k+1k	BBB	US / Insurance	W/Tax, C 2027@100, MWC (15bp), Glob
US191216CU25	USD	1.450	COCA-COLA CO/THE *	01.06.2027	1.5 B	92.23	4.43	39	2.73	2k+1k	A+	US / Food	W/Tax, MWC (15bp), Global
US337738BB35	USD	2.250	FISERV INC	01.06.2027	1 B	93.44	4.80	76	2.70	2k+1k	BBB	US / Technology	W/Tax, C 2027@100, MWC (30bp), Glob
US00206RJX17	USD	2.300	AT&T INC *	01.06.2027	2.5 B	93.53	4.81	77	2.69	2k+1k	BBB	US / Telecom	W/Tax, C 2027@100, MWC (30bp), Glob
US70450YAK91	USD	3.900	PAYPAL HOLDINGS INC *	01.06.2027	500 MM	98.02	4.70	66	2.64	2k+1k	A-	US / Services	W/Tax, C 2027@100, MWC (20bp), Glob
US053332AV43	USD	3.750	AUTOZONE INC	01.06.2027	600 MM	97.21	4.87	83	2.65	2k+1k	BBB	US / Auto	W/Tax, C 2027@100, MWC (25bp), Glob
US023135BR65	USD	1.200	AMAZON.COM INC *	03.06.2027	1.25 B	91.28	4.54	50	2.74	2k+1k	A+	US / Comm.	W/Tax, C 2027@100, MWC (15bp), Glob

Yields are annualized.

See last page for abbreviations, explanations and disclaimer.

Isin	Ccy	Cpn	Issuer	Maturity	Amnt Out.	Ask	Yield	D/Swap	Durat.	Pieces ESG	Rating	Cty / Sector	Miscellaneous
US06418GAH02	USD	5.400	BANK OF NOVA SCOTIA *	04.06.2027	850 MM	101.68	4.82	78	2.60	2k+1k	A-	CA / Banks	MWC (10bp), Global
US075887BW84	USD	3.700	BECTON DICKINSON & CO	06.06.2027	1.725 B	97.18	4.82	78	2.66	1k+1k	BBB	US / Healthcare	W/Tax, Dom., C 2027@100, MWC (25bp)
US472319AE27	USD	6.450	JEFFERIES FIN GROUP INC	08.06.2027	350 MM	103.76	5.09	105	2.58	5k+1k	BBB	US / Financial	W/Tax, Dom., MWC (30bp)
US89115A2C54	USD	4.108	TORONTO-DOMINION BANK	08.06.2027	1.5 B	98.67	4.66	63	2.65	2k+1k	A	CA / Banks	MWC (20bp), Global
US02005NBQ25	USD	4.750	ALLY FINANCIAL INC	09.06.2027	750 MM	98.54	5.37	134	2.63	2k+1k	BBB-	US / Auto	W/Tax, C 2027@100, MWC (30bp), Glob
US11135FBZ36	USD	5.050	BROADCOM INC *	12.07.2027	1.25 B	100.66	4.86 c	83	2.65	2k+1k	BBB-	US / Technology	W/Tax, C 2027@100, MWC (10bp), Glob
US052769AE63	USD	3.500	AUTODESK INC	15.06.2027	500 MM	96.73	4.78	75	2.69	2k+1k	BBB+	US / Technology	W/Tax, C 2027@100, MWC (20bp), Glob
US025676AM95	USD	5.000	AMERICAN NATIONAL GROUP	15.06.2027	500 MM	98.80	5.53	150	2.63	2k+1k	BBB	US / Insurance	W/Tax, C 2027@100, MWC (45bp), Glob
US96949LAD73	USD	3.750	WILLIAMS COMPANIES INC	15.06.2027	1.45 B	97.03	4.92	89	2.68	2k+1k	BBB	US / Energy	W/Tax, Dom., C 2027@100, MWC (25bp)
US14149YBJ64	USD	3.410	CARDINAL HEALTH INC	15.06.2027	1.2 B	96.29	4.86	83	2.69	2k+1k	BBB	US / Healthcare	W/Tax, C 2027@100, MWC (20bp), Glob
US15089QAM69	USD	6.165	CELANESE US HOLDINGS LLC	15.07.2027	2 B	102.62	5.24 c	121	2.62	2k+1k	BBB-	US / Chemical	W/Tax, Step Rtg, C 2027@100, MWC (50bp)
US037833CX61	USD	3.000	APPLE INC *	20.06.2027	1 B	96.30	4.42	39	2.73	2k+1k	AA+	US / Technology	W/Tax, C 2027@100, MWC (12bp), Glob
US22160KAN54	USD	1.375	COSTCO WHOLESALE CORP	20.06.2027	1.25 B	91.81	4.46	44	2.78	2k+1k	A+	US / Retail	W/Tax, Dom., C 2027@100, MWC (15bp)
US10922NAC74	USD	3.700	BRIGHTHOUSE FINANCIAL IN	22.06.2027	756.4 MM	96.18	5.20	117	2.70	2k+1k	BBB-	US / Insurance	W/Tax, C 2027@100, MWC (25bp), Glob
US099724AL02	USD	2.650	BORGWARNER INC	01.07.2027	1.1 B	94.18	4.86	84	2.76	2k+1k	BBB	US / Auto	W/Tax, C 2027@100, MWC (35bp), Glob
US55608RBT68	USD	5.272	MACQUARIE BANK LTD *	02.07.2027	750 MM	101.63	4.72	70	2.69	2k+1k	A+	AU / Banks	
US337932AH00	USD	3.900	FIRSTENERGY CORP	15.07.2027	1.5 B	97.06	5.04	103	2.76	2k+1k	BBB-	US / Utilities	W/Tax, Step Rtg, C 2027@100, MWC (30bp)
US871829BF39	USD	3.250	SYSCO CORPORATION	15.07.2027	750 MM	95.84	4.83	82	2.78	2k+1k	BBB	US / Food	W/Tax, C 2027@100, MWC (20bp), Glob
US03027XAP50	USD	3.550	AMERICAN TOWER CORP *	15.07.2027	750 MM	96.14	5.03	102	2.77	2k+1k	BBB-	US / Real Estate	W/Tax, C 2027@100, MWC (25bp), Glob
US565849AP16	USD	4.400	MARATHON OIL CORP	15.07.2027	1 B	98.94	4.84	83	2.75	1k+1k	BBB- (wl+)	US / Energy	W/Tax, Dom., C 2027@100, MWC (35bp)
US37045XEX03	USD	5.350	GENERAL MOTORS FINL CO *	15.07.2027	1.1 B	100.76	5.13	112	2.70	2k+1k	BBB	US / Auto	W/Tax, MWC (15bp), Global
US686330AJ06	USD	3.700	ORIX CORP	18.07.2027	500 MM	96.77	4.94	93	2.77	2k+1k	BBB+	JP / Financial	W/Tax, Global
USY4935NAS37	USD	6.625	SK TELECOM CO LTD	20.07.2027	400 MM	105.69	4.62	61	2.69	100k+1k	A-	KR / Telecom	
US606822AR58	USD	3.287	MITSUBISHI UFJ FIN GRP	25.07.2027	1 B	96.33	4.67	66	2.81	2k+1k	A-	JP / Banks	W/Tax, Global

3 to 5 years

Yields are annualized.

See last page for abbreviations, explanations and disclaimer.

Isin	Ccy	Cpn	Issuer	Maturity	Amnt Out.	Ask	Yield	D/Swap	Durat.	Pieces ESG	Rating	Cty / Sector	Miscellaneous
US742718EV74	USD	2.850	PROCTER & GAMBLE CO/THE *	11.08.2027	750 MM	95.65	4.44	44	2.83	2k+1k	AA-	US / Retail	W/Tax, MWC (10bp), Global
US166756AL00	USD	1.018	CHEVRON USA INC	12.08.2027	750 MM	90.20	4.55	55	2.92	2k+1k	AA-	US / Energy	W/Tax, C 2027@100, MWC (10bp), Glob
US30303M8G02	USD	3.500	META PLATFORMS INC	15.08.2027	2.658 B	97.12	4.57	57	2.81	2k+1k	AA-	US / Comm.	W/Tax, C 2027@100, MWC (15bp), Glob
US92826CAP77	USD	0.750	VISA INC *	15.08.2027	500 MM	89.94	4.35	35	2.94	2k+1k	AA-	US / Financial	W/Tax, C 2027@100, MWC (10bp), Glob
US69120VAP67	USD	7.750	BLUE OWL CREDIT INCOME	16.09.2027	599.8 MM	104.47	6.21 c	222	2.63	2k+1k	BBB-	US / Financial	W/Tax, C 2027@100, MWC (50bp), Glob
US928563AC98	USD	3.900	VMWARE LLC	21.08.2027	1.25 B	97.04	5.01	102	2.80	2k+1k	BBB	US / Technology	W/Tax, C 2027@100, MWC (25bp), Glob
US126650DM98	USD	1.300	CVS HEALTH CORP	21.08.2027	2.25 B	89.70	5.02	102	2.92	2k+1k	BBB	US / Healthcare	W/Tax, C 2027@100, MWC (15bp), Glob
US35671DCC74	USD	5.000	FREEMPORT-MCMORAN INC **	01.09.2027	450.9 MM	99.66	5.18	119	2.78	2k+1k	BBB-	US / Basic Mat.	W/Tax, C 2024@101.67, MWC (50bp), G
US22822VAH42	USD	3.650	CROWN CASTLE INC	01.09.2027	1 B	96.12	5.08	109	2.84	2k+1k	BBB-	US / Real Estate	W/Tax, C 2027@100, MWC (20bp), Glob
US478160CP78	USD	0.950	JOHNSON & JOHNSON *	01.09.2027	1.5 B	90.20	4.41	42	2.98	2k+1k	AAA	US / Healthcare	W/Tax, C 2027@100, MWC (10bp), Glob
US931142EX77	USD	3.950	WALMART INC	09.09.2027	1 B	98.89	4.38	39	2.86	2k+1k	AA	US / Retail	W/Tax, C 2027@100, MWC (10bp), Glob
US037833DB33	USD	2.900	APPLE INC *	12.09.2027	2 B	95.67	4.44	46	2.91	2k+1k	AA+	US / Technology	W/Tax, C 2027@100, MWC (15bp), Glob
US06368LAQ95	USD	4.700	BANK OF MONTREAL	14.09.2027	1 B	99.88	4.79	81	2.83	2k+1k	A-	CA / Banks	Dom., C 2027@100, MWC (25bp)
US92826CAH51	USD	2.750	VISA INC *	15.09.2027	750 MM	95.18	4.46	47	2.93	2k+1k	AA-	US / Financial	W/Tax, C 2027@100, MWC (12bp), Glob
US418056AV91	USD	3.500	HASBRO INC	15.09.2027	500 MM	95.34	5.19	120	2.88	2k+1k	BBB	US / Retail	W/Tax, C 2027@100, MWC (25bp), Glob
US45866FAF18	USD	3.100	INTERCONTINENTALEXCHANGE	15.09.2027	500 MM	95.26	4.80	81	2.90	2k+1k	A-	US / Financial	W/Tax, C 2027@100, MWC (15bp), Glob
US05565QDN51	USD	3.279	BP CAPITAL MARKETS PLC *	19.09.2027	1.5 B	96.00	4.71	73	2.91	1k+1k	A-	US / Energy	Dom., C 2027@100, MWC (20bp)
US120568AZ33	USD	3.750	BUNGE LTD FINANCE CORP	25.09.2027	600 MM	96.64	4.97	99	2.90	2k+1k	BBB (wl+)	US / Food	W/Tax, C 2027@100, MWC (25bp), Glob
USQ66345AA95	USD	4.400	NEWCASTLE COAL INFRASTRU	29.09.2027	496.5 MM	96.05	5.86	188	2.87	2k+1k	BBB+	AU / Basic Mat.	Secured, C 2027@100, MWC (35bp)
US698299AD63	USD	8.875	REPUBLIC OF PANAMA	30.09.2027	975 MM	108.85	5.86	188	2.70	1k+1k	BBB-	PA / Sovereign	Global
US37045VAN01	USD	4.200	GENERAL MOTORS CO *	01.10.2027	750 MM	97.62	5.08	110	2.89	2k+1k	BBB	US / Auto	W/Tax, C 2027@100, MWC (30bp), Glob
US86765BAU35	USD	4.000	ENERGY TRANSFER LP	01.10.2027	750 MM	97.28	4.99	101	2.90	2k+1k	BBB	US / Energy	W/Tax, Dom., C 2027@100, MWC (30bp)
US718172CV91	USD	5.125	PHILIP MORRIS INTL INC	17.11.2027	1.5 B	101.21	4.77 c	80	2.92	2k+1k	A-	US / Tobacco	W/Tax, C 2027@100, MWC (25bp), Glob
US78016FZU10	USD	6.000	ROYAL BANK OF CANADA *	01.11.2027	1.35 B	103.67	4.83	85	2.91	2k+1k	A	CA / Banks	MWC (25bp), Global
US037833DK32	USD	3.000	APPLE INC *	13.11.2027	1.5 B	96.03	4.35	38	3.07	2k+1k	AA+	US / Technology	W/Tax, C 2027@100, MWC (12bp), Glob

Yields are annualized.

See last page for abbreviations, explanations and disclaimer.

Isin	Ccy	Cpn	Issuer	Maturity	Amnt Out.	Ask	Yield	D/Swap	Durat.	Pieces ESG	Rating	Cty / Sector	Miscellaneous
US61945CAG87	USD	4.050	MOSAIC CO	15.11.2027	700 MM	97.19	5.04	108	3.02	2k+1k	BBB	US / Chemical	W/Tax, C 2027@100, MWC (30bp), Glob
US00914AAT97	USD	5.850	AIR LEASE CORP	15.12.2027	700 MM	102.44	5.10 c	113	2.96	2k+1k	BBB	US / Services	W/Tax, C 2027@100, MWC (35bp), Glob
US844741BE73	USD	3.450	SOUTHWEST AIRLINES CO *	16.11.2027	300 MM	95.39	5.04	107	3.05	2k+1k	BBB	US / Transport	W/Tax, C 2027@100, MWC (20bp), Glob
US961214FK48	USD	5.457	WESTPAC BANKING CORP	18.11.2027	1.25 B	102.55	4.67	70	2.98	2k+1k	AA-	AU / Banks	Global
XS2485248806	USD	5.250	ROMANIA	25.11.2027	1 B	99.28	5.56	160	2.98	2k+2k	BBB-	RO / Sovereign	
US00912XAY04	USD	3.625	AIR LEASE CORP	01.12.2027	500 MM	95.75	5.08	112	3.08	2k+1k	BBB	US / Services	W/Tax, C 2027@100, MWC (25bp), Glob
US87165BAM54	USD	3.950	SYNCHRONY FINANCIAL	01.12.2027	1 B	94.82	5.75	179	3.06	2k+1k	BBB-	US / Financial	W/Tax, C 2027@100, MWC (25bp), Glob
US446413AL01	USD	3.483	HUNTINGTON INGALLS INDUS	01.12.2027	600 MM	95.50	5.02	106	3.09	2k+1k	BBB-	US / Industrial	W/Tax, C 2027@100, MWC (20bp), Glob
US37045XEB82	USD	6.000	GENERAL MOTORS FINL CO *	09.01.2028	1 B	102.66	5.20 c	124	3.02	2k+1k	BBB	US / Auto	W/Tax, C 2027@100, MWC (35bp), Glob
US05723KAE01	USD	3.337	BAKER HUGHES LLC/CO-OBL	15.12.2027	1.3 B	95.80	4.75	79	3.14	2k+1k	A-	US / Energy	W/Tax, C 2027@100, MWC (15bp), Glob
US25389JAV89	USD	5.550	DIGITAL REALTY TRUST LP	15.01.2028	900 MM	101.78	5.03 c	108	3.05	2k+1k	BBB	US / Real Estate	W/Tax, Dom., C 2027@100, MWC (25bp), Glob
US00914AAU60	USD	5.300	AIR LEASE CORP	01.02.2028	700 MM	100.99	5.04 c	109	3.03	2k+1k	BBB	US / Services	W/Tax, C 2028@100, MWC (30bp), Glob
US37045XCG97	USD	3.850	GENERAL MOTORS FINL CO *	05.01.2028	400 MM	96.05	5.18	123	3.16	2k+1k	BBB	US / Auto	W/Tax, C 2027@100, MWC (25bp), Glob
US458140CE86	USD	4.875	INTEL CORP *	10.02.2028	1.75 B	100.62	4.73 c	79	3.08	2k+1k	A-	US / Technology	W/Tax, C 2028@100, MWC (20bp), Glob
US02665WED92	USD	4.700	AMERICAN HONDA FINANCE	12.01.2028	500 MM	100.04	4.74	79	3.15	2k+1k	A-	US / Auto	W/Tax, MWC (20bp), Global
US212015AS02	USD	4.375	CONTINENTAL RESOURCES	15.01.2028	999.7 MM	97.31	5.30	136	3.16	2k+1k	BBB-	US / Energy	W/Tax, C 2027@100, MWC (50bp), Glob
US03027XAR17	USD	3.600	AMERICAN TOWER CORP *	15.01.2028	700 MM	95.53	5.08	114	3.20	2k+1k	BBB-	US / Real Estate	W/Tax, C 2027@100, MWC (20bp), Glob
US478160CK81	USD	2.900	JOHNSON & JOHNSON *	15.01.2028	1.5 B	95.48	4.36	42	3.25	2k+1k	AAA	US / Healthcare	W/Tax, C 2027@100, MWC (10bp), Glob
US166756AR79	USD	3.850	CHEVRON USA INC	15.01.2028	598.5 MM	98.05	4.51	57	3.20	2k+1k	AA-	US / Energy	W/Tax, Dom., C 2027@100, MWC (25bp), Glob
US11271LAC63	USD	3.900	BROOKFIELD FINANCE INC	25.01.2028	1.05 B	96.46	5.08	114	3.22	2k+1k	A-	CA / Financial	Dom., C 2027@100, MWC (25bp)
US742718FZ79	USD	3.950	PROCTER & GAMBLE CO/THE *	26.01.2028	600 MM	98.90	4.34	40	3.23	2k+1k	AA-	US / Retail	W/Tax, MWC (10bp), Global
US06406RAF47	USD	3.400	BANK OF NY MELLON CORP	29.01.2028	750 MM	95.83	4.76	82	3.20	1k+1k	A	US / Banks	W/Tax, Dom., C 2027@100
US002824BP42	USD	1.150	ABBOTT LABORATORIES *	30.01.2028	650 MM	89.66	4.41	46	3.35	2k+1k	AA-	US / Healthcare	W/Tax, C 2027@100, MWC (12bp), Glob
US14040HBW43	USD	3.800	CAPITAL ONE FINANCIAL CO	31.01.2028	1.4 B	96.24	5.04	110	3.17	2k+1k	BBB	US / Financial	W/Tax, C 2027@100, Global
US03027XBJ81	USD	1.500	AMERICAN TOWER CORP *	31.01.2028	650 MM	89.00	5.01	107	3.32	2k+1k	BBB-	US / Real Estate	W/Tax, C 2027@100, MWC (15bp), Glob

Yields are annualized.

See last page for abbreviations, explanations and disclaimer.

Isin	Ccy	Cpn	Issuer	Maturity	Amnt Out.	Ask	Yield	D/Swap	Durat.	Pieces ESG	Rating	Cty / Sector	Miscellaneous
US816851BG34	USD	3.400	SEMPRA	01.02.2028	1 B	95.16	4.98	104	3.20	2k+1k	BBB	US / Utilities	W/Tax, C 2027@100, MWC (15bp), Glob
US097023DB86	USD	3.250	BOEING CO	01.02.2028	1.1 B	92.80	5.61	167	3.19	2k+1k	BBB-	US / Industrial	W/Tax, Step Rtg, C 2027@100, MWC (40bp), Glob
US46590XAZ96	USD	5.125	JBS USA HOLD/FOOD/LUX CO	01.02.2028	879.3 MM	100.13	5.15	121	3.10	2k+1k	BBB-	US / Food	C 2028@100, MWC (35bp), Global
US444859BU54	USD	5.750	HUMANA INC	01.03.2028	500 MM	102.81	4.93 c	99	3.09	2k+1k	BBB	US / Healthcare	W/Tax, C 2028@100, MWC (25bp), Glob
US30040WAT53	USD	5.450	EVERSOURCE ENERGY	01.03.2028	1.3 B	101.31	5.10 c	116	3.10	2k+1k	BBB	US / Utilities	W/Tax, C 2028@100, MWC (20bp), Glob
US037833EC07	USD	1.200	APPLE INC *	08.02.2028	2.5 B	89.59	4.46	53	3.37	2k+1k	AA+	US / Technology	W/Tax, C 2027@100, MWC (7bp), Global
US21036PAY43	USD	3.600	CONSTELLATION BRANDS INC	15.02.2028	700 MM	95.83	4.95	102	3.23	2k+1k	BBB-	US / Food	W/Tax, C 2027@100, MWC (15bp), Glob
US30212PAP09	USD	3.800	EXPEDIA GROUP INC	15.02.2028	1 B	96.26	5.02	108	3.21	2k+1k	BBB	US / Comm.	W/Tax, C 2027@100, MWC (25bp), Glob
US20030NCA72	USD	3.150	COMCAST CORP	15.02.2028	1.65 B	94.97	4.76	82	3.26	2k+1k	A-	US / Comm.	W/Tax, C 2027@100, MWC (15bp), Glob
US718172CZ06	USD	4.875	PHILIP MORRIS INTL INC	15.02.2028	1.55 B	100.35	4.82	89	3.16	2k+1k	A-	US / Tobacco	W/Tax, C 2028@100, MWC (20bp), Glob
US053807AW30	USD	6.250	AVNET INC	15.03.2028	500 MM	103.62	5.19 c	125	3.10	2k+1k	BBB-	US / Technology	W/Tax, C 2028@100, MWC (35bp), Glob
US03027XBY58	USD	5.500	AMERICAN TOWER CORP *	15.03.2028	700 MM	101.58	5.07 c	113	3.14	2k+1k	BBB-	US / Real Estate	W/Tax, C 2028@100, MWC (25bp), Glob
XS2571922884	USD	6.625	ROMANIA	17.02.2028	1.6 B	103.00	5.76	182	3.05	2k+2k	BBB-	RO / Sovereign	
US110122DE50	USD	3.900	BRISTOL-MYERS SQUIBB CO	20.02.2028	1.45 B	97.60	4.69	76	3.23	2k+1k	A	US / Healthcare	W/Tax, C 2027@100, MWC (20bp), Glob
US65473PAN50	USD	5.250	NISOURCE INC	30.03.2028	1.05 B	101.06	4.98 c	105	3.19	2k+1k	BBB	US / Utilities	W/Tax, C 2028@100, MWC (25bp), Glob
US097023BX25	USD	3.250	BOEING CO	01.03.2028	350 MM	92.63	5.61	168	3.27	2k+1k	BBB-	US / Industrial	W/Tax, C 2027@100, MWC (10bp), Glob
US958254AH78	USD	4.500	WESTERN MIDSTREAM OPERAT	01.03.2028	342.9 MM	97.48	5.35	142	3.21	2k+1k	BBB-	US / Energy	W/Tax, Dom., C 2027@100, MWC (25bp), Glob
US49456BAP67	USD	4.300	KINDER MORGAN INC	01.03.2028	1.25 B	98.14	4.93	100	3.23	2k+1k	BBB	US / Energy	W/Tax, C 2027@100, MWC (25bp), Glob
US31620MBS44	USD	1.650	FIDELITY NATL INFO SERV	01.03.2028	750 MM	89.39	4.96	103	3.39	2k+1k	BBB	US / Technology	W/Tax, C 2028@100, MWC (12bp), Glob
US30225VAJ61	USD	5.700	EXTRA SPACE STORAGE LP	01.04.2028	500 MM	102.29	5.06 c	113	3.17	2k+1k	BBB	US / Real Estate	W/Tax, C 2028@100, MWC (30bp), Glob
US404121AJ49	USD	5.625	HCA INC	01.09.2028	1.5 B	101.87	5.11 c	118	3.16	2k+1k	BBB-	US / Healthcare	W/Tax, Dom., C 2028@100, MWC (50bp), Glob
US718172CE76	USD	3.125	PHILIP MORRIS INTL INC	02.03.2028	500 MM	94.59	4.83	90	3.30	2k+1k	A-	US / Tobacco	W/Tax, C 2027@100, MWC (15bp), Glob
US24422EVP14	USD	1.500	JOHN DEERE CAPITAL CORP	06.03.2028	500 MM	89.74	4.67	74	3.42	1k+1k	A	US / Industrial	W/Tax, Dom.
US316773CV06	USD	3.950	FIFTH THIRD BANCORP	14.03.2028	650 MM	96.88	4.96	103	3.28	2k+1k	BBB+	US / Banks	W/Tax, Dom., C 2028@100
US91914JAB89	USD	4.500	VALERO ENERGY PARTNERS	15.03.2028	455.8 MM	98.65	4.97	104	3.26	2k+1k	BBB	US / Energy	W/Tax, C 2027@100, MWC (25bp), Glob

Yields are annualized.

See last page for abbreviations, explanations and disclaimer.

Isin	Ccy	Cpn	Issuer	Maturity	Amnt Out.	Ask	Yield	D/Swap	Durat.	Pieces ESG	Rating	Cty / Sector	Miscellaneous
US281020AM97	USD	4.125	EDISON INTERNATIONAL *	15.03.2028	550 MM	96.68	5.20	127	3.27	1k+1k	● BBB-	US / Utilities	W/Tax, C 2027@100, MWC (20bp), Glob
USQ98229AM12	USD	3.700	WOODSIDE FINANCE LTD	15.03.2028	800 MM	95.51	5.13	120	3.30	2k+1k	● BBB+	AU / Energy	C 2027@100, MWC (25bp)
US741503BC97	USD	3.550	BOOKING HOLDINGS INC	15.03.2028	500 MM	96.47	4.67	74	3.32	2k+1k	● A-	US / Comm.	W/Tax, C 2027@100, MWC (20bp), Glob
US63743HFG20	USD	4.800	NATIONAL RURAL UTIL COOP	15.03.2028	600 MM	100.14	4.81	89	3.24	2k+1k	● A-	US / Utilities	W/Tax, C 2028@100, MWC (20bp), Glob
US26441CBS35	USD	4.300	DUKE ENERGY CORP	15.03.2028	900 MM	98.15	4.92	99	3.27	2k+1k	● BBB	US / Utilities	W/Tax, C 2028@100, MWC (25bp), Glob
US2027A1JZ13	USD	3.900	COMMONWEALTH BANK AUST *	16.03.2028	1 B	97.91	4.58	65	3.30	2k+1k	● AA-	AU / Banks	
US25470DAR08	USD	3.950	DISCOVERY COMMUNICATIONS	20.03.2028	1.7 B	94.01	5.88	195	3.28	2k+1k	● BBB-	US / Comm.	W/Tax, C 2027@100, MWC (30bp), Glob
US808513BP97	USD	2.000	CHARLES SCHWAB CORP	20.03.2028	1.25 B	90.79	4.84	91	3.42	2k+1k	● A-	US / Financial	W/Tax, C 2028@100, MWC (12bp), Glob
US02665WDW82	USD	2.000	AMERICAN HONDA FINANCE	24.03.2028	750 MM	91.01	4.76	83	3.43	2k+1k	● A-	US / Auto	W/Tax, Dom., MWC (12bp)
US126650CX62	USD	4.300	CVS HEALTH CORP	25.03.2028	5 B	97.54	5.11	118	3.29	2k+1k	● BBB	US / Healthcare	W/Tax, C 2027@100, MWC (25bp), Glob
US874054AK58	USD	4.950	TAKE-TWO INTERACTIVE SOF	28.03.2028	800 MM	100.14	4.97	104	3.27	2k+1k	● BBB	US / Technology	W/Tax, C 2028@100, MWC (25bp), Glob
US58507LBB45	USD	4.250	MEDTRONIC GLOBAL HLDINGS	30.03.2028	1 B	98.73	4.68	76	3.32	2k+1k	● A-	US / Healthcare	C 2028@100, MWC (15bp), Global
US12592BAQ77	USD	4.550	CNH INDUSTRIAL CAP LLC	10.04.2028	600 MM	98.88	4.94	102	3.32	2k+1k	● BBB	US / Industrial	W/Tax, C 2028@100, MWC (25bp), Glob
US628530BK28	USD	4.550	MYLAN INC	15.04.2028	750 MM	97.67	5.31	140	3.33	2k+1k	● BBB-	US / Healthcare	W/Tax, C 2028@100, MWC (30bp), Glob
US084659AM36	USD	3.250	BERKSHIRE HATHAWAY ENERG	15.04.2028	599.7 MM	95.03	4.78	86	3.41	2k+1k	● A-	US / Utilities	W/Tax, C 2028@100, MWC (15bp), Glob
US931142FB49	USD	3.900	WALMART INC	15.04.2028	750 MM	98.52	4.38	46	3.38	2k+1k	● AA	US / Retail	W/Tax, C 2028@100, MWC (10bp), Glob
US30303M8L96	USD	4.600	META PLATFORMS INC	15.05.2028	1.5 B	100.55	4.49 c	57	3.36	2k+1k	● AA-	US / Comm.	W/Tax, C 2028@100, MWC (15bp), Glob
US49326EEG44	USD	4.100	KEYCORP	30.04.2028	750 MM	95.86	5.40	149	3.39	1k+1k	● BBB	US / Banks	W/Tax, Dom.
US20030NCH26	USD	3.550	COMCAST CORP	01.05.2028	1 B	96.15	4.73	82	3.44	2k+1k	● A-	US / Comm.	W/Tax, C 2028@100, MWC (15bp), Glob
US404119CP27	USD	5.200	HCA INC	01.06.2028	1 B	100.69	5.06 c	115	3.35	2k+1k	● BBB-	US / Healthcare	W/Tax, C 2028@100, MWC (25bp), Glob
US037833ET32	USD	4.000	APPLE INC *	10.05.2028	1.5 B	98.98	4.34	43	3.45	2k+1k	● AA+	US / Technology	W/Tax, C 2028@100, MWC (10bp), Glob
US29736RAS94	USD	4.375	ESTEE LAUDER CO INC	15.05.2028	700 MM	98.97	4.73	82	3.43	2k+1k	● A	US / Retail	W/Tax, C 2028@100, MWC (15bp), Glob
US806854AK11	USD	4.500	SCHLUMBERGER INVESTMENT	15.05.2028	500 MM	99.76	4.62	71	3.43	2k+1k	● A	US / Energy	C 2028@100, MWC (20bp), Global
US74340XCG43	USD	4.875	PROLOGIS LP	15.06.2028	750 MM	100.72	4.72 c	81	3.42	2k+1k	● A-	US / Real Estate	W/Tax, C 2028@100, MWC (20bp), Glob
US716973AC67	USD	4.450	PFIZER INVESTMENT ENTER *	19.05.2028	4 B	99.25	4.72	81	3.44	2k+1k	● A	US / Healthcare	W/Tax, C 2028@100, MWC (15bp), Glob

Yields are annualized.

See last page for abbreviations, explanations and disclaimer.

Isin	Ccy	Cpn	Issuer	Maturity	Amnt Out.	Ask	Yield	D/Swap	Durat.	Pieces ESG	Rating	Cty / Sector	Miscellaneous
US37045XEHS2	USD	5.800	GENERAL MOTORS FINL CO *	23.06.2028	1.35 B	102.35	5.18 c	128	3.38	2k+1k	BBB	US / Auto	W/Tax, C 2028@100, MWC (30bp), Glob
US00108WAH34	USD	3.950	AEP TEXAS INC	01.06.2028	494.5 MM	96.48	5.03	112	3.49	2k+1k	BBB	US / Utilities	W/Tax, C 2028@100, MWC (15bp), Glob
US440452AH36	USD	1.700	HORMEL FOODS CORP	03.06.2028	750 MM	89.93	4.63	73	3.64	2k+1k	A-	US / Food	W/Tax, C 2028@100, MWC (10bp), Glob
US69121KAG94	USD	2.875	BLUE OWL CAPITAL CORP	11.06.2028	850 MM	90.01	5.87	198	3.56	2k+1k	BBB-	US / Financial	W/Tax, C 2028@100, MWC (30bp), Glob
US06418GAD97	USD	5.250	BANK OF NOVA SCOTIA *	12.06.2028	750 MM	101.68	4.82	93	3.46	2k+1k	A-	CA / Banks	MWC (25bp), Global
US896239AC42	USD	4.900	TRIMBLE INC	15.06.2028	600 MM	99.64	5.06	117	3.48	2k+1k	BBB-	US / Technology	W/Tax, Step Rtg, C 2028@100, MWC (30bp), Glob
US67066GAM69	USD	1.550	NVIDIA CORP	15.06.2028	1.25 B	90.17	4.37	47	3.69	2k+1k	AA-	US / Technology	W/Tax, C 2028@100, MWC (7bp), Global
US694308JW85	USD	3.000	PACIFIC GAS & ELECTRIC	15.06.2028	800 MM	93.00	5.07	117	3.58	2k+1k	BBB	US / Utilities	W/Tax, MBS, C 2028@100, MWC (30bp)
US04010LBB80	USD	2.875	ARES CAPITAL CORP	15.06.2028	1.25 B	89.82	5.93	203	3.57	2k+1k	BBB-	US / Financial	W/Tax, Dom., C 2028@100, MWC (25bp), Glob
US29278NAF06	USD	4.950	ENERGY TRANSFER LP	15.06.2028	1 B	99.87	5.05	115	3.47	2k+1k	BBB	US / Energy	W/Tax, Dom., C 2028@100, MWC (35bp), Glob
US931142EE96	USD	3.700	WALMART INC	26.06.2028	1.5 B	98.16	4.26	37	3.59	2k+1k	AA	US / Retail	W/Tax, C 2028@100, MWC (12bp), Glob
US422806AA75	USD	5.250	HEICO CORP	01.08.2028	600 MM	101.24	4.96 c	107	3.43	2k+1k	BBB	US / Industrial	W/Tax, C 2028@100, MWC (20bp), Glob
US37045VAS97	USD	5.000	GENERAL MOTORS CO *	01.10.2028	750 MM	100.43	4.94 c	106	3.67	2k+1k	BBB	US / Auto	W/Tax, C 2028@100, MWC (35bp), Glob
US02665WEM91	USD	5.125	AMERICAN HONDA FINANCE	07.07.2028	800 MM	101.50	4.76	87	3.53	2k+1k	A-	US / Auto	W/Tax, MWC (15bp), Global
US969457CK40	USD	5.300	WILLIAMS COMPANIES INC	15.08.2028	900 MM	101.51	4.94 c	105	3.47	2k+1k	BBB	US / Energy	W/Tax, C 2028@100, MWC (20bp), Glob
US89115A2U52	USD	5.523	TORONTO-DOMINION BANK	17.07.2028	1.25 B	102.45	4.90	101	3.54	2k+1k	A	CA / Banks	MWC (20bp), Global
US35671DCG88	USD	4.375	FREEMONT-MCMORAN INC *	01.08.2028	433.1 MM	97.57	5.11	123	3.55	2k+1k	BBB-	US / Basic Mat.	W/Tax, C 2024@101.46, MWC (50bp), Glob
US78016HZZ20	USD	5.200	ROYAL BANK OF CANADA **	01.08.2028	1 B	102.18	4.65	77	3.50	2k+1k	A	CA / Banks	MWC (20bp), Global
US404119BW86	USD	5.875	HCA INC	01.02.2029	1 B	102.93	5.12 c	124	3.45	2k+1k	BBB-	US / Healthcare	W/Tax, Dom., C 2028@100, MWC (50bp), Glob
US458140BT64	USD	1.600	INTEL CORP *	12.08.2028	1 B	88.70	4.76	87	3.80	2k+1k	A-	US / Technology	W/Tax, C 2028@100, MWC (10bp), Glob
US928563AK15	USD	1.800	VMWARE LLC	15.08.2028	750 MM	88.79	4.94	106	3.79	2k+1k	BBB	US / Technology	W/Tax, C 2028@100, MWC (15bp), Glob
US46124HAF38	USD	5.125	INTUIT INC	15.09.2028	750 MM	101.91	4.66 c	78	3.56	2k+1k	A-	US / Technology	W/Tax, C 2028@100, MWC (15bp), Glob
US06368LWU69	USD	5.717	BANK OF MONTREAL	25.09.2028	1 B	103.27	4.88 c	100	3.55	2k+1k	A-	CA / Banks	C 2028@100, MWC (20bp), Global
US842400HY20	USD	5.650	SOUTHERN CAL EDISON *	01.10.2028	550 MM	103.04	4.88 c	100	3.57	1k+1k	A-	US / Utilities	W/Tax, MBS, C 2028@100, MWC (20bp)
US606822BC70	USD	4.050	MITSUBISHI UFJ FIN GRP	11.09.2028	1 B	97.42	4.80	92	3.69	2k+1k	A-	JP / Banks	W/Tax, Global

Yields are annualized.

See last page for abbreviations, explanations and disclaimer.

Isin	Ccy	Cpn	Issuer	Maturity	Amnt Out.	Ask	Yield	D/Swap	Durat.	Pieces ESG	Rating	Cty / Sector	Miscellaneous
US89236TLB97	USD	5.250	TOYOTA MOTOR CREDIT CORP *	11.09.2028	750 MM	102.31	4.68	80	3.61	2k+1k	A+	US / Auto	W/Tax, MWC (15bp), Global
US448579AG79	USD	4.375	HYATT HOTELS CORP *	15.09.2028	398.9 MM	97.53	5.11	123	3.67	2k+1k	BBB-	US / Leisure	W/Tax, C 2028@100, MWC (25bp), Glob
US970648AG61	USD	4.500	WILLIS NORTH AMERICA INC	15.09.2028	600 MM	98.11	5.07	120	3.66	2k+1k	BBB-	US / Insurance	W/Tax, C 2028@100, MWC (25bp), Glob
US845437BR25	USD	4.100	SOUTHWESTERN ELEC POWER	15.09.2028	575 MM	96.80	5.03	115	3.69	2k+1k	BBB	US / Utilities	W/Tax, C 2028@100, MWC (20bp), Glob
US86964WAL63	USD	2.500	SUZANO AUSTRIA GMBH	15.09.2028	500 MM	88.49	5.74	187	3.79	1k+1k	BBB-	BR / Basic Mat.	C 2028@100, MWC (25bp), Global
US744573AW69	USD	5.875	PUBLIC SERVICE ENTERPRIS	15.10.2028	600 MM	103.69	4.94 c	106	3.59	2k+1k	BBB	US / Utilities	W/Tax, C 2028@100, MWC (20bp), Glob
US10373QAC42	USD	3.937	BP CAP MARKETS AMERICA *	21.09.2028	1 B	97.07	4.78	90	3.72	1k+1k	A-	US / Energy	W/Tax, C 2028@100, MWC (15bp), Glob
US45866FAJ30	USD	3.750	INTERCONTINENTALEXCHANGE	21.09.2028	600 MM	96.30	4.80	92	3.73	2k+1k	A-	US / Financial	W/Tax, C 2028@100, MWC (15bp), Glob
US931142ES82	USD	1.500	WALMART INC	22.09.2028	1.25 B	89.41	4.36	48	3.93	2k+1k	AA	US / Retail	W/Tax, C 2028@100, MWC (10bp), Glob
US09261XAG79	USD	2.850	BLACKSTONE SECURED LEND	30.09.2028	640 MM	89.13	5.90	203	3.80	2k+1k	BBB-	US / Financial	W/Tax, C 2028@100, MWC (30bp), Glob
US08652BAA70	USD	4.450	BEST BUY CO INC **	01.10.2028	500 MM	98.55	4.89	102	3.71	2k+1k	BBB+	US / Retail	W/Tax, C 2028@100, MWC (25bp), Glob
US00912XBF06	USD	4.625	AIR LEASE CORP	01.10.2028	500 MM	98.54	5.08	120	3.69	2k+1k	BBB	US / Services	W/Tax, C 2028@100, MWC (30bp), Glob
US337738AR95	USD	4.200	FISERV INC	01.10.2028	1 B	97.50	4.93	105	3.73	2k+1k	BBB	US / Technology	W/Tax, Step Rtg, C 2028@100, MWC (20bp), Glob
US02209SBQ57	USD	6.200	ALTRIA GROUP INC *	01.11.2028	500 MM	104.99	4.92 c	105	3.62	2k+1k	BBB	US / Tobacco	W/Tax, C 2028@100, MWC (25bp), Glob
US302635AK33	USD	3.125	FS KKR CAPITAL CORP	12.10.2028	750 MM	88.37	6.41	254	3.80	2k+1k	BBB-	US / Financial	W/Tax, C 2028@100, MWC (30bp), Glob
US125523AH38	USD	4.375	CIGNA GROUP/THE	15.10.2028	3.8 B	98.11	4.93	106	3.76	2k+1k	BBB+	US / Healthcare	W/Tax, C 2028@100, MWC (25bp), Glob
US20030NCT63	USD	4.150	COMCAST CORP	15.10.2028	4 B	97.90	4.76	89	3.77	2k+1k	A-	US / Comm.	W/Tax, C 2028@100, MWC (20bp), Glob
US880451AV10	USD	7.000	TENNESSEE GAS PIPELINE	15.10.2028	400 MM	107.17	5.15	128	3.59	1k+1k	BBB	US / Energy	W/Tax, Dom., MWC (40bp)
US16411RAK59	USD	4.625	CHENIERE ENERGY INC	15.10.2028	1.5 B	97.85	5.27	139	3.73	2k+1k	BBB-	US / Energy	W/Tax, C 2024@102.31, MWC (50bp), G
US03027XCE85	USD	5.800	AMERICAN TOWER CORP *	15.11.2028	750 MM	103.26	4.99 c	112	3.68	2k+1k	BBB-	US / Real Estate	W/Tax, C 2028@100, MWC (25bp), Glob
US15089QAW42	USD	6.350	CELANESE US HOLDINGS LLC	15.11.2028	1 B	104.16	5.30 c	143	3.64	2k+1k	BBB-	US / Chemical	W/Tax, Step Rtg, C 2028@100, MWC (30bp), Glob
US281020AY36	USD	5.250	EDISON INTERNATIONAL *	15.11.2028	600 MM	100.37	5.22 c	135	3.77	1k+1k	BBB-	US / Utilities	W/Tax, C 2028@100, MWC (30bp), Glob
US37045XCS36	USD	5.650	GENERAL MOTORS FINL CO *	17.01.2029	500 MM	101.79	5.24 c	137	3.72	2k+1k	BBB	US / Auto	W/Tax, C 2028@100, MWC (45bp), Glob
US205887CC49	USD	4.850	CONAGRA BRANDS INC	01.11.2028	1.3 B	99.35	5.08	121	3.76	2k+1k	BBB-	US / Food	W/Tax, C 2028@100, MWC (30bp), Glob
US29273VAS97	USD	6.100	ENERGY TRANSFER LP	01.12.2028	500 MM	104.37	5.01 c	114	3.70	2k+1k	BBB	US / Energy	W/Tax, C 2028@100, MWC (25bp), Glob

Yields are annualized.

See last page for abbreviations, explanations and disclaimer.

Isin	Ccy	Cpn	Issuer	Maturity	Amnt Out.	Ask	Yield	D/Swap	Durat.	Pieces ESG	Rating	Cty / Sector	Miscellaneous
US02005NBP42	USD	2.200	ALLY FINANCIAL INC	02.11.2028	750 MM	88.06	5.44	157	3.95	2k+1k	● BBB-	US / Auto	W/Tax, C 2028@100, MWC (15bp), Glob
US595112BN22	USD	5.327	MICRON TECHNOLOGY INC	06.02.2029	700 MM	101.51	4.99 c	113	3.69	2k+1k	● BBB-	US / Technology	W/Tax, C 2028@100, MWC (40bp), Glob
US822582CB65	USD	3.875	SHELL INTERNATIONAL FIN *	13.11.2028	1.5 B	97.34	4.62	75	3.87	1k+1k	● A+	US / Energy	C 2028@100, MWC (15bp), Global
US21036PBC14	USD	4.650	CONSTELLATION BRANDS INC	15.11.2028	500 MM	98.95	4.98	112	3.81	2k+1k	● BBB-	US / Food	W/Tax, C 2028@100, MWC (25bp), Glob
US26442CAX20	USD	3.950	DUKE ENERGY CAROLINAS	15.11.2028	650 MM	97.52	4.64	78	3.87	2k+1k	● A	US / Utilities	W/Tax, MBS, C 2028@100, MWC (15bp)
US852060AD48	USD	6.875	SPRINT CAPITAL CORP	15.11.2028	2.475 B	107.37	5.01	114	3.68	1k+1k	● BBB-	US / Telecom	W/Tax, MWC (25bp), Global
US913017CY37	USD	4.125	RTX CORP	16.11.2028	3 B	97.39	4.86	99	3.86	2k+1k	● BBB+	US / Industrial	W/Tax, C 2028@100, MWC (20bp), Glob
US961214FN86	USD	5.535	WESTPAC BANKING CORP	17.11.2028	1.25 B	103.40	4.71	84	3.77	2k+1k	● AA-	AU / Banks	Global
US05565QDH83	USD	3.723	BP CAPITAL MARKETS PLC *	28.11.2028	800 MM	96.13	4.77	91	3.92	1k+1k	● A-	US / Energy	C 2028@100, MWC (25bp), Global
US10112RBA14	USD	4.500	BOSTON PROPERTIES LP	01.12.2028	1 B	95.53	5.75	189	3.85	1k+1k	● BBB	US / Real Estate	W/Tax, Dom., C 2028@100, MWC (25bp)
US571903BB87	USD	4.650	MARRIOTT INTERNATIONAL	01.12.2028	300 MM	99.44	4.85	99	3.86	2k+1k	● BBB	US / Leisure	W/Tax, C 2028@100, MWC (25bp), Glob
US071813CP23	USD	2.272	BAXTER INTERNATIONAL INC	01.12.2028	1.2 B	89.64	5.01	115	4.03	2k+1k	● BBB	US / Healthcare	W/Tax, C 2028@100, MWC (15bp), Glob
US37045XEN21	USD	5.800	GENERAL MOTORS FINL CO **	07.01.2029	1.5 B	102.40	5.25 c	138	3.81	2k+1k	● BBB	US / Auto	W/Tax, C 2028@100, MWC (25bp), Glob
US12592BAR50	USD	5.500	CNH INDUSTRIAL CAP LLC	12.01.2029	500 MM	102.15	5.01 c	115	3.85	2k+1k	● BBB	US / Industrial	W/Tax, C 2028@100, MWC (20bp), Glob
US91324PDP45	USD	3.875	UNITEDHEALTH GROUP INC	15.12.2028	850 MM	97.03	4.68	82	3.96	2k+1k	● A	US / Healthcare	W/Tax, MWC (15bp), Global
US756109BS20	USD	4.700	REALTY INCOME CORP	15.12.2028	400 MM	99.44	4.90	104	3.90	2k+1k	● A-	US / Real Estate	W/Tax, C 2028@100, MWC (25bp), Glob
US025537AY74	USD	5.200	AMERICAN ELECTRIC POWER	15.01.2029	1 B	100.90	5.03 c	117	3.87	2k+1k	● BBB	US / Utilities	W/Tax, C 2028@100, MWC (20bp), Glob
US75513ECU38	USD	5.750	RTX CORP	15.01.2029	500 MM	103.76	4.85 c	99	3.85	2k+1k	● BBB+	US / Industrial	W/Tax, C 2028@100, MWC (20bp), Glob
US694308KL02	USD	6.100	PACIFIC GAS & ELECTRIC	15.01.2029	850 MM	103.64	5.23 c	137	3.81	2k+1k	● BBB	US / Utilities	W/Tax, MBS, C 2028@100, MWC (40bp)
US210518DV59	USD	4.900	CONSUMERS ENERGY CO	15.02.2029	500 MM	100.74	4.77 c	91	3.82	2k+1k	● A	US / Utilities	W/Tax, MBS, C 2028@100, MWC (15bp)
US207597ER21	USD	4.650	CONNECTICUT LIGHT & PWR	01.01.2029	350 MM	99.99	4.71	85	3.95	2k+1k	● A+	US / Utilities	W/Tax, MBS, C 2028@100, MWC (15bp)
US89236TLL79	USD	4.650	TOYOTA MOTOR CREDIT CORP *	05.01.2029	800 MM	100.20	4.65	79	3.96	2k+1k	● A+	US / Auto	W/Tax, Dom., MWC (12bp)
US26441CCC73	USD	4.850	DUKE ENERGY CORP	05.01.2029	650 MM	100.01	4.91	105	3.94	2k+1k	● BBB	US / Utilities	W/Tax, C 2028@100, MWC (15bp), Glob
US89236TFT79	USD	3.650	TOYOTA MOTOR CREDIT CORP *	08.01.2029	500 MM	96.29	4.63	78	4.04	2k+1k	● A+	US / Auto	W/Tax, MWC (20bp), Global
US92277GAN79	USD	4.400	VENTAS REALTY LP	15.01.2029	750 MM	97.56	5.08	122	3.99	2k+1k	● BBB+	US / Real Estate	W/Tax, C 2028@100, MWC (25bp), Glob

Yields are annualized.

See last page for abbreviations, explanations and disclaimer.

Isin	Ccy	Cpn	Issuer	Maturity	Amnt Out.	Ask	Yield	D/Swap	Durat.	Pieces ESG	Rating	Cty / Sector	Miscellaneous
US09261HAR84	USD	4.000	BLACKSTONE PRIVATE CRE *	15.01.2029	642.8 MM	93.25	5.82	196	4.00	2k+1k ●	BBB-	US / Financial	W/Tax, C 2028@100, MWC (40bp), Glob
US87264ADE29	USD	4.850	T-MOBILE USA INC	15.01.2029	1 B	99.99	4.91	106	3.97	2k+1k	BBB	US / Telecom	W/Tax, C 2028@100, MWC (15bp), Glob
US20030NED93	USD	4.550	COMCAST CORP	15.01.2029	1 B	99.60	4.70	85	3.99	2k+1k ●	A-	US / Comm.	W/Tax, C 2028@100, MWC (15bp), Glob
US03027XCG34	USD	5.200	AMERICAN TOWER CORP *	15.02.2029	650 MM	100.91	5.03 c	118	3.87	2k+1k ●	BBB-	US / Real Estate	W/Tax, C 2029@100, MWC (20bp), Glob
US695114DB12	USD	5.100	PACIFICORP	15.02.2029	500 MM	100.89	4.94 c	108	3.85	2k+1k ●	A	US / Utilities	W/Tax, MBS, C 2029@100, MWC (20bp)
US94106LBV09	USD	4.875	WASTE MANAGEMENT INC	15.02.2029	750 MM	101.30	4.60 c	75	3.89	2k+1k ●	A-	US / Industrial	W/Tax, C 2029@100, MWC (15bp), Glob
US842587DS35	USD	5.500	SOUTHERN CO *	15.03.2029	1 B	102.58	4.91 c	105	3.86	2k+1k ●	BBB	US / Utilities	W/Tax, C 2029@100, MWC (20bp), Glob
US29278NAG88	USD	5.250	ENERGY TRANSFER LP	15.04.2029	1.5 B	101.19	5.01 c	115	3.89	2k+1k ●	BBB	US / Energy	W/Tax, C 2029@100, MWC (40bp), Glob
US24422EXH79	USD	4.500	JOHN DEERE CAPITAL CORP	16.01.2029	1 B	99.62	4.65	79	4.00	1k+1k ●	A	US / Industrial	W/Tax, Dom.
US110122EF17	USD	4.900	BRISTOL-MYERS SQUIBB CO	22.02.2029	1.75 B	100.97	4.71 c	86	3.91	2k+1k ●	A	US / Healthcare	W/Tax, C 2029@100, MWC (15bp), Glob
US17275RBR21	USD	4.850	CISCO SYSTEMS INC *	26.02.2029	2.5 B	101.24	4.59 c	74	3.93	2k+1k ●	A+	US / Telecom	W/Tax, C 2029@100, MWC (10bp), Glob
US742718GF07	USD	4.350	PROCTER & GAMBLE CO/THE *	29.01.2029	600 MM	100.42	4.29	43	3.97	2k+1k ●	AA-	US / Retail	W/Tax, MWC (5bp), Global
XS2756521212	USD	5.875	ROMANIA	30.01.2029	2 B	100.54	5.82	197	3.80	2k+2k ●	BBB-	RO / Sovereign	
US69371RS801	USD	4.600	PACCAR FINANCIAL CORP	31.01.2029	600 MM	100.05	4.64	79	3.94	1k+1k ●	A+	US / Auto	W/Tax, Global
US78016HZV58	USD	4.950	ROYAL BANK OF CANADA *	01.02.2029	1 B	101.20	4.71	85	3.90	2k+1k ●	A	CA / Banks	MWC (15bp), Global
US03740MAB63	USD	5.150	AON NORTH AMERICA INC *	01.03.2029	1 B	101.16	4.92 c	106	3.91	2k+1k ●	BBB	US / Insurance	W/Tax, C 2029@100, MWC (15bp), Glob
US233331BK28	USD	5.100	DTE ENERGY CO	01.03.2029	1.2 B	100.89	4.94 c	109	3.96	2k+1k ●	BBB	US / Utilities	W/Tax, C 2029@100, MWC (20bp), Glob
US92343VES97	USD	3.875	VERIZON COMMUNICATIONS *	08.02.2029	1 B	96.29	4.85	100	4.02	2k+1k ●	BBB+	US / Telecom	W/Tax, C 2028@100, MWC (20bp), Glob
US009158BH84	USD	4.600	AIR PRODUCTS & CHEMICALS	08.02.2029	750 MM	100.20	4.60	75	3.96	2k+1k ●	A	US / Chemical	W/Tax, C 2029@100, MWC (10bp), Glob
US718172DG16	USD	4.875	PHILIP MORRIS INTL INC	13.02.2029	1 B	100.26	4.87	102	3.95	2k+1k ●	A-	US / Tobacco	W/Tax, C 2029@100, MWC (15bp), Glob
US02209SBD45	USD	4.800	ALTRIA GROUP INC **	14.02.2029	1.9 B	99.66	4.94	109	3.96	2k+1k ●	BBB	US / Tobacco	W/Tax, C 2028@100, MWC (35bp), Glob
US09290DAA90	USD	4.700	BLACKROCK FUNDING INC	14.03.2029	500 MM	100.64	4.59 c	74	3.99	2k+1k ●	AA-	US / Financial	W/Tax, C 2029@100, MWC (10bp), Glob
US87264ABS33	USD	2.625	T-MOBILE USA INC	15.02.2029	1 B	91.00	4.91	106	4.15	2k+1k	BBB	US / Telecom	W/Tax, C 2024@101.31, MWC (50bp), G
US756109CF99	USD	4.750	REALTY INCOME CORP	15.02.2029	450 MM	99.42	4.95	110	3.95	2k+1k ●	A-	US / Real Estate	W/Tax, C 2029@100, MWC (15bp), Glob
US595017BE37	USD	5.050	MICROCHIP TECHNOLOGY INC	15.03.2029	1 B	100.59	4.96 c	111	3.95	2k+1k ●	BBB+	US / Technology	W/Tax, C 2029@100, MWC (15bp), Glob

Yields are annualized.

See last page for abbreviations, explanations and disclaimer.

Isin	Ccy	Cpn	Issuer	Maturity	Amnt Out.	Ask	Yield	D/Swap	Durat.	Pieces ESG	Rating	Cty / Sector	Miscellaneous
US902494BL61	USD	5.400	TYSON FOODS INC *	15.03.2029	600 MM	101.24	5.16 c	130	3.92	2k+1k	● BBB	US / Food	W/Tax, C 2029@100, MWC (20bp), Glob
US00287YDS54	USD	4.800	ABBVIE INC *	15.03.2029	2.5 B	100.93	4.62 c	77	3.97	2k+1k	● A-	US / Healthcare	W/Tax, C 2029@100, MWC (10bp), Glob
US117043AW94	USD	5.850	BRUNSWICK CORP *	18.03.2029	400 MM	101.45	5.56 c	171	3.88	2k+1k	● BBB-	US / Leisure	W/Tax, C 2029@100, MWC (25bp), Glob
US134429BN85	USD	5.200	CAMPBELL SOUP CO	21.03.2029	600 MM	101.53	4.88 c	103	3.96	2k+1k	● BBB-	US / Food	W/Tax, C 2029@100, MWC (15bp), Glob
US14913UAJ97	USD	4.850	CATERPILLAR FINL SERVICE	27.02.2029	600 MM	101.14	4.62	77	4.00	1k+1k	● A	US / Industrial	W/Tax, MWC (10bp), Global
US907818FB91	USD	3.700	UNION PACIFIC CORP	01.03.2029	774.5 MM	96.39	4.63	78	4.10	1k+1k	● A-	US / Transport	W/Tax, C 2028@100, MWC (20bp), Glob
US00206RHJ41	USD	4.350	AT&T INC *	01.03.2029	3 B	98.15	4.86	101	4.04	2k+1k	● BBB	US / Telecom	W/Tax, C 2028@100, MWC (30bp), Glob
US29717PAT49	USD	4.000	ESSEX PORTFOLIO LP	01.03.2029	500 MM	95.68	5.13	128	4.06	2k+1k	● BBB+	US / Real Estate	W/Tax, C 2028@100, MWC (25bp), Glob
US04010LBF94	USD	5.875	ARES CAPITAL CORP	01.03.2029	1 B	100.23	5.90	205	3.86	2k+1k	● BBB-	US / Financial	W/Tax, C 2029@100, MWC (35bp), Glob
US902494BK88	USD	4.350	TYSON FOODS INC **	01.03.2029	1 B	97.15	5.11	126	4.03	2k+1k	● BBB	US / Food	W/Tax, C 2028@100, MWC (25bp), Glob
US744573AY26	USD	5.200	PUBLIC SERVICE ENTERPRIS	01.04.2029	750 MM	101.26	4.95 c	110	3.98	2k+1k	● BBB	US / Utilities	W/Tax, C 2029@100, MWC (15bp), Glob
US565849AQ98	USD	5.300	MARATHON OIL CORP	01.04.2029	600 MM	101.54	4.98 c	113	3.98	1k+1k	● BBB- (wl+)	US / Energy	W/Tax, C 2029@100, MWC (20bp), Glob
USQ98229AN94	USD	4.500	WOODSIDE FINANCE LTD	04.03.2029	1.5 B	97.82	5.10	125	4.03	2k+1k	● BBB+	AU / Energy	C 2028@100, MWC (30bp)
US606822BH67	USD	3.741	MITSUBISHI UFJ FIN GRP	07.03.2029	1.5 B	95.69	4.85	100	4.11	2k+1k	● A-	JP / Banks	W/Tax, Global
US24422Euu18	USD	3.450	JOHN DEERE CAPITAL CORP	07.03.2029	600 MM	95.22	4.66	82	4.14	1k+1k	● A	US / Industrial	W/Tax, Dom.
US13608JAA51	USD	5.260	CANADIAN IMPERIAL BANK	08.04.2029	1.15 B	101.05	5.06 c	121	4.00	2k+1k	● A-	CA / Banks	C 2029@100, MWC (15bp), Global
US52107QAK13	USD	4.375	LAZARD GROUP LLC	11.03.2029	500 MM	96.80	5.23	138	4.05	2k+1k	● BBB-	US / Financial	W/Tax, Dom., C 2028@100, MWC (30bp)
US26442UAH77	USD	3.450	DUKE ENERGY PROGRESS LLC	15.03.2029	600 MM	94.85	4.75	91	4.15	2k+1k	● A	US / Utilities	W/Tax, MBS, C 2028@100, MWC (15bp)
US03027XAU46	USD	3.950	AMERICAN TOWER CORP *	15.03.2029	600 MM	95.96	4.99	115	4.11	2k+1k	● BBB-	US / Real Estate	W/Tax, C 2028@100, MWC (25bp), Glob
US911312BR66	USD	3.400	UNITED PARCEL SERVICE	15.03.2029	750 MM	94.98	4.67	82	4.17	2k+1k	● A	US / Transport	W/Tax, Dom., C 2028@100, MWC (15bp)
US95040QAH74	USD	4.125	WELLTOWER OP LLC	15.03.2029	550 MM	96.89	4.94	109	4.09	2k+1k	● BBB+	US / Real Estate	W/Tax, C 2028@100, MWC (25bp), Glob
US87264ACS24	USD	2.400	T-MOBILE USA INC	15.03.2029	500 MM	90.05	4.88	103	4.25	2k+1k	● BBB	US / Telecom	W/Tax, C 2029@100, MWC (20bp), Glob
US65339KCT51	USD	4.900	NEXTERA ENERGY CAPITAL	15.03.2029	900 MM	100.22	4.90	105	4.01	2k+1k	● BBB+	US / Utilities	W/Tax, C 2029@100, MWC (15bp), Glob
US55903VBB80	USD	4.054	WARNERMEDIA HOLDINGS INC	15.03.2029	1.5 B	92.49	6.02	217	4.06	2k+1k	● BBB-	US / Leisure	W/Tax, C 2029@100, MWC (35bp), Glob
US69121KAH77	USD	5.950	BLUE OWL CAPITAL CORP	15.03.2029	600 MM	99.97	6.04	220	3.88	2k+1k	● BBB-	US / Financial	W/Tax, C 2029@100, MWC (35bp), Glob

Yields are annualized.

See last page for abbreviations, explanations and disclaimer.

Isin	Ccy	Cpn	Issuer	Maturity	Amnt Out.	Ask	Yield	D/Swap	Durat.	Pieces ESG	Rating	Cty / Sector	Miscellaneous
US437076CW03	USD	4.900	HOME DEPOT INC	15.04.2029	750 MM	101.50	4.59 c	74	4.06	2k+1k	A	US / Retail	W/Tax, C 2029@100, MWC (10bp), Glob
US731011AX08	USD	4.625	REPUBLIC OF POLAND	18.03.2029	1.5 B	99.70	4.75	90	4.07	1k+1k	A-	PL / Sovereign	C 2029@100, Global
US456873AD03	USD	3.800	TRANE TECH FIN LTD	21.03.2029	750 MM	95.95	4.84	99	4.14	2k+1k	BBB+	US / Industrial	C 2028@100, MWC (20bp), Global
US11271LAD47	USD	4.850	BROOKFIELD FINANCE INC	29.03.2029	1 B	99.65	4.99	115	4.07	2k+1k	A-	CA / Financial	Dom., C 2028@100, MWC (35bp)
US91913YAW03	USD	4.000	VALERO ENERGY CORP	01.04.2029	439.2 MM	96.42	4.92	108	4.15	2k+1k	BBB	US / Energy	W/Tax, C 2029@100, MWC (25bp), Glob
US698299AK07	USD	9.375	REPUBLIC OF PANAMA	01.04.2029	951.4 MM	112.63	6.32	247	3.72	1k+1k	BBB-	PA / Sovereign	Put, Global
US548661DR53	USD	3.650	LOWE'S COS INC	05.04.2029	1.5 B	95.12	4.88	104	4.19	2k+1k	BBB+	US / Retail	W/Tax, C 2029@100, MWC (20bp), Glob
US89115A2Y74	USD	4.994	TORONTO-DOMINION BANK	05.04.2029	900 MM	100.71	4.88	104	4.08	2k+1k	A	CA / Banks	MWC (15bp), Global
US37045XDV55	USD	4.300	GENERAL MOTORS FINL CO *	06.04.2029	1.1 B	96.36	5.25	141	4.13	2k+1k	BBB	US / Auto	W/Tax, C 2029@100, MWC (30bp), Glob
US595620AT22	USD	3.650	MIDAMERICAN ENERGY CO	15.04.2029	850 MM	95.99	4.66	81	4.22	2k+1k	A	US / Utilities	W/Tax, MBS, C 2029@100, MWC (15bp)
US40434LAK17	USD	4.000	HP INC *	15.04.2029	1 B	96.51	4.89	105	4.19	2k+1k	BBB	US / Technology	W/Tax, C 2029@100, MWC (25bp), Glob
US87264ABV61	USD	3.375	T-MOBILE USA INC	15.04.2029	2.346 B	93.70	4.94	110	4.24	2k+1k	BBB	US / Telecom	W/Tax, Dom., C 2024@101.69, MWC (50)
US049468AA91	USD	5.250	ATLISSIAN CORPORATION	15.05.2029	500 MM	100.79	5.12 c	128	4.10	2k+1k	BBB-	US / Technology	W/Tax, C 2029@100, MWC (15bp), Glob
US00108WAS98	USD	5.450	AEP TEXAS INC	15.05.2029	500 MM	101.73	5.10 c	125	4.08	2k+1k	BBB	US / Utilities	W/Tax, C 2029@100, MWC (15bp), Glob
US125523CT57	USD	5.000	CIGNA GROUP/THE	15.05.2029	1 B	100.70	4.89 c	105	4.12	2k+1k	BBB+	US / Healthcare	W/Tax, C 2029@100, MWC (15bp), Glob
US961214FT56	USD	5.050	WESTPAC BANKING CORP	16.04.2029	750 MM	101.66	4.71	87	4.13	2k+1k	AA-	AU / Banks	Global
US24422EWE57	USD	3.350	JOHN DEERE CAPITAL CORP	18.04.2029	600 MM	95.12	4.56	71	4.26	1k+1k	A	US / Industrial	W/Tax, Global
US29249EAA73	USD	6.250	ENACT HOLDINGS INC	28.05.2029	750 MM	101.38	6.00 c	216	4.03	2k+1k	BBB-	US / Financial	W/Tax, C 2029@100, MWC (30bp), Glob
US09247XAP69	USD	3.250	BLACKROCK INC	30.04.2029	1 B	94.19	4.67	83	4.30	2k+1k	AA-	US / Financial	W/Tax, C 2029@100, MWC (15bp), Glob
US44701QBE17	USD	4.500	HUNTSMAN INTERNATIONAL L	01.05.2029	750 MM	96.03	5.53	169	4.17	2k+1k	BBB-	US / Chemical	W/Tax, C 2029@100, MWC (30bp), Glob
US78409VBG86	USD	4.250	S&P GLOBAL INC	01.05.2029	921.1 MM	98.29	4.71	87	4.22	2k+1k	A-	US / Services	W/Tax, C 2029@100, MWC (30bp), Glob
US478160CU63	USD	4.800	JOHNSON & JOHNSON *	01.06.2029	1.15 B	101.87	4.41 c	57	4.19	2k+1k	AAA	US / Healthcare	W/Tax, C 2029@100, MWC (5bp), Glob
US842400JC81	USD	5.150	SOUTHERN CAL EDISON *	01.06.2029	600 MM	101.27	4.91 c	107	4.15	1k+1k	A-	US / Utilities	W/Tax, MBS, C 2029@100, MWC (15bp)
US191098AM46	USD	5.250	COCA-COLA CONSOLIDATED	01.06.2029	700 MM	101.80	4.88 c	104	4.15	2k+1k	BBB+	US / Food	W/Tax, C 2029@100, MWC (15bp), Glob
US037389BC65	USD	3.750	AON CORP *	02.05.2029	750 MM	95.17	4.96	112	4.25	2k+1k	BBB	US / Insurance	W/Tax, C 2029@100, MWC (20bp), Glob

Yields are annualized.

See last page for abbreviations, explanations and disclaimer.

Isin	Ccy	Cpn	Issuer	Maturity	Amnt Out.	Ask	Yield	D/Swap	Durat.	Pieces ESG	Rating	Cty / Sector	Miscellaneous
US075887CU10	USD	5.081	BECTON DICKINSON & CO	07.06.2029	600 MM	101.05	4.89 c	105	4.18	1k+1k	BBB	US / Healthcare	W/Tax, C 2029@100, MWC (15bp), Glob
US11120VAH69	USD	4.125	BRIXMOR OPERATING PART	15.05.2029	750 MM	95.80	5.19	135	4.25	2k+1k	BBB-	US / Real Estate	W/Tax, C 2029@100, MWC (30bp), Glob
US459200KA85	USD	3.500	IBM CORP *	15.05.2029	3.25 B	94.71	4.80	96	4.31	100k+1k	A-	US / Technology	W/Tax, MWC (20bp), Global
US759351AN90	USD	3.900	REINSURANCE GRP OF AMER	15.05.2029	600 MM	95.28	5.08	124	4.27	2k+1k	BBB+	US / Insurance	W/Tax, C 2029@100, MWC (25bp), Glob
US64110LAX47	USD	6.375	NETFLIX INC	15.05.2029	800 MM	106.67	4.86	102	4.09	2k+1k	BBB+	US / Comm.	W/Tax, MWC (50bp), Global
US281020BA41	USD	5.450	EDISON INTERNATIONAL *	15.06.2029	500 MM	101.30	5.21 c	137	4.17	1k+1k	BBB-	US / Utilities	W/Tax, C 2029@100, MWC (20bp), Glob
US576323AT63	USD	5.900	MASTEC INC	15.06.2029	550 MM	101.79	5.55 c	171	4.11	2k+1k	BBB-	US / Industrial	W/Tax, Step Rtg, C 2029@100, MWC (25bp), Glob
US15089QAN43	USD	6.330	CELANESE US HOLDINGS LLC	15.07.2029	750 MM	104.21	5.40 c	156	4.11	2k+1k	BBB-	US / Chemical	W/Tax, Step Rtg, C 2029@100, MWC (50bp), Glob
US89236TMF92	USD	5.050	TOYOTA MOTOR CREDIT CORP *	16.05.2029	1 B	101.76	4.69	85	4.19	2k+1k	A+	US / Auto	W/Tax, MWC (10bp), Global
US808513BA29	USD	3.250	CHARLES SCHWAB CORP	22.05.2029	600 MM	93.33	4.87	104	4.35	2k+1k	A-	US / Financial	W/Tax, C 2029@100, MWC (15bp), Glob
US620076BN89	USD	4.600	MOTOROLA SOLUTIONS INC	23.05.2029	800 MM	98.69	4.97	113	4.24	2k+1k	BBB	US / Telecom	W/Tax, C 2029@100, MWC (35bp), Glob
US437076DC30	USD	4.750	HOME DEPOT INC	25.06.2029	1.25 B	100.79	4.62 c	78	4.26	2k+1k	A	US / Retail	W/Tax, C 2029@100, MWC (10bp), Glob
US12621EAL74	USD	5.250	CNO FINANCIAL GROUP INC	30.05.2029	500 MM	97.87	5.84	201	4.18	2k+1k	BBB-	US / Insurance	W/Tax, Dom., C 2029@100, MWC (50bp), Glob
US65473PAS48	USD	5.200	NISOURCE INC	01.07.2029	600 MM	101.05	5.01 c	118	4.22	2k+1k	BBB	US / Utilities	W/Tax, C 2029@100, MWC (15bp), Glob
US29273VAZ31	USD	5.250	ENERGY TRANSFER LP	01.07.2029	1 B	100.82	5.12 c	128	4.21	2k+1k	BBB	US / Energy	W/Tax, C 2029@100, MWC (15bp), Glob
US11135FBX87	USD	5.050	BROADCOM INC *	12.07.2029	2.25 B	100.65	4.96 c	112	4.27	2k+1k	BBB-	US / Technology	W/Tax, C 2029@100, MWC (15bp), Glob
US404119BX69	USD	4.125	HCA INC	15.06.2029	2 B	96.00	5.12	129	4.33	2k+1k	BBB-	US / Healthcare	W/Tax, Dom., C 2029@100, MWC (35bp), Glob
US37045XEU63	USD	5.550	GENERAL MOTORS FINL CO *	15.07.2029	1.25 B	101.52	5.26 c	143	4.23	2k+1k	BBB	US / Auto	W/Tax, C 2029@100, MWC (20bp), Glob
US053332BJ06	USD	5.100	AUTOZONE INC	15.07.2029	600 MM	100.73	4.99 c	116	4.26	2k+1k	BBB	US / Auto	W/Tax, C 2029@100, MWC (15bp), Glob
US10112RBB96	USD	3.400	BOSTON PROPERTIES LP	21.06.2029	850 MM	90.41	5.75	191	4.39	1k+1k	BBB	US / Real Estate	W/Tax, C 2029@100, MWC (20bp), Glob
US337738AU25	USD	3.500	FISERV INC	01.07.2029	3 B	94.17	4.90	107	4.44	2k+1k	BBB	US / Technology	W/Tax, C 2029@100, MWC (25bp), Glob
US25389JAU07	USD	3.600	DIGITAL REALTY TRUST LP	01.07.2029	900 MM	94.01	5.05	122	4.42	2k+1k	BBB	US / Real Estate	W/Tax, Dom., C 2029@100, MWC (25bp), Glob
US24703TAG13	USD	5.300	DELL INT LLC / EMC CORP *	01.10.2029	1.7 B	101.93	4.91 c	108	4.23	2k+1k	BBB	US / Technology	W/Tax, Step Rtg, C 2029@100, MWC (50bp), Glob
US931142EN95	USD	3.250	WALMART INC	08.07.2029	732.8 MM	95.48	4.32	49	4.50	2k+1k	AA	US / Retail	W/Tax, C 2029@100, MWC (12bp), Glob
US40414LAR06	USD	3.500	HEALTHPEAK OP LLC	15.07.2029	650 MM	93.73	5.00	117	4.47	2k+1k	BBB+	US / Real Estate	W/Tax, C 2029@100, MWC (25bp), Glob

Yields are annualized.

See last page for abbreviations, explanations and disclaimer.

Isin	Ccy	Cpn	Issuer	Maturity	Amnt Out.	Ask	Yield	D/Swap	Durat.	Pieces ESG	Rating	Cty / Sector	Miscellaneous
US775371AU10	USD	7.850	ROHM & HAAS CO	15.07.2029	595.1 MM	111.74	5.21	138	4.14	100k+1k	BBB	US / Chemical	W/Tax, Dom., MWC (25bp)
US38173MAE21	USD	6.000	GOLUB CAPITAL BDC	15.07.2029	600 MM	99.49	6.21	238	4.23	2k+1k	BBB-	US / Financial	W/Tax, C 2029@100, MWC (35bp), Glob
US24422EUY30	USD	2.800	JOHN DEERE CAPITAL CORP	18.07.2029	600 MM	91.98	4.68	85	4.55	1k+1k	A	US / Industrial	W/Tax, Global
5 to 7 years													
US37940XAN21	USD	5.300	GLOBAL PAYMENTS INC	15.08.2029	500 MM	100.65	5.22 c	139	4.28	2k+1k	BBB-	US / Services	W/Tax, C 2029@100, MWC (40bp), Glob
US110122CP17	USD	3.400	BRISTOL-MYERS SQUIBB CO	26.07.2029	2.4 B	94.40	4.72	90	4.52	2k+1k	A	US / Healthcare	W/Tax, C 2029@100, MWC (20bp), Glob
US06418GAK31	USD	5.450	BANK OF NOVA SCOTIA *	01.08.2029	700 MM	102.93	4.84	101	4.32	2k+1k	A-	CA / Banks	MWC (15bp), Global
US458140BZ25	USD	4.000	INTEL CORP *	05.08.2029	850 MM	96.58	4.83	100	4.40	2k+1k	A-	US / Technology	W/Tax, C 2029@100, MWC (20bp), Glob
US037833EN61	USD	3.250	APPLE INC *	08.08.2029	1 B	94.88	4.44	62	4.50	2k+1k	AA+	US / Technology	W/Tax, C 2029@100, MWC (10bp), Glob
US03027XAW02	USD	3.800	AMERICAN TOWER CORP *	15.08.2029	1.65 B	94.70	5.06	124	4.43	2k+1k	BBB-	US / Real Estate	W/Tax, C 2029@100, MWC (30bp), Glob
US48203RAM60	USD	3.750	JUNIPER NETWORKS INC	15.08.2029	500 MM	94.44	5.07	125	4.44	2k+1k	BBB	US / Telecom	W/Tax, C 2029@100, MWC (35bp), Glob
US26884UAF66	USD	3.750	EPR PROPERTIES	15.08.2029	500 MM	91.01	5.91	209	4.41	2k+1k	BBB-	US / Real Estate	W/Tax, C 2029@100, MWC (35bp), Glob
US444859BK72	USD	3.125	HUMANA INC	15.08.2029	500 MM	92.06	4.98	115	4.51	2k+1k	BBB	US / Healthcare	W/Tax, C 2029@100, MWC (25bp), Glob
US37940XAB82	USD	3.200	GLOBAL PAYMENTS INC	15.08.2029	1.25 B	91.21	5.27	144	4.49	2k+1k	BBB-	US / Services	W/Tax, C 2029@100, MWC (25bp), Glob
US37045VAY65	USD	5.400	GENERAL MOTORS CO *	15.10.2029	1 B	100.89	5.26 c	144	4.31	2k+1k	BBB	US / Auto	W/Tax, C 2029@100, MWC (45bp), Glob
US30231GBE17	USD	2.440	EXXON MOBIL CORPORATION *	16.08.2029	1.25 B	90.66	4.58	75	4.61	2k+1k	AA-	US / Energy	W/Tax, C 2029@100, MWC (12bp), Glob
US254687FL52	USD	2.000	WALT DISNEY COMPANY/THE	01.09.2029	2 B	88.03	4.72	90	4.70	2k+1k	A-	US / Comm.	W/Tax, C 2029@100, MWC (15bp), Glob
US595112BV48	USD	6.750	MICRON TECHNOLOGY INC	01.11.2029	1.25 B	107.68	5.08 c	126	4.25	2k+1k	BBB-	US / Technology	W/Tax, C 2029@100, MWC (40bp), Glob
US78081BAQ68	USD	5.150	ROYALTY PHARMA PLC	02.09.2029	500 MM	100.02	5.21	138	4.41	2k+1k	BBB-	US / Healthcare	C 2029@100, MWC (15bp), Global
US828807DF17	USD	2.450	SIMON PROPERTY GROUP LP *	13.09.2029	1.25 B	89.26	4.90	107	4.67	2k+1k	A-	US / Real Estate	W/Tax, C 2029@100, MWC (20bp), Glob
US292480AM22	USD	4.150	ENERGY TRANSFER LP	15.09.2029	546.9 MM	96.45	5.00	118	4.48	2k+1k	BBB	US / Energy	W/Tax, C 2029@100, MWC (45bp), Glob
US970648AJ01	USD	2.950	WILLIS NORTH AMERICA INC	15.09.2029	725 MM	90.78	5.07	125	4.61	2k+1k	BBB-	US / Insurance	W/Tax, C 2029@100, MWC (25bp), Glob
US10373QBZ28	USD	4.970	BP CAP MARKETS AMERICA *	17.10.2029	750 MM	100.89	4.83 c	101	4.45	1k+1k	A-	US / Energy	W/Tax, C 2029@100, MWC (10bp), Glob
US718172CW74	USD	5.625	PHILIP MORRIS INTL INC	17.11.2029	1.25 B	103.69	4.86 c	104	4.39	2k+1k	A-	US / Tobacco	W/Tax, C 2029@100, MWC (30bp), Glob
US49326EEJ82	USD	2.550	KEYCORP	01.10.2029	750 MM	86.89	5.57	174	4.68	1k+1k	BBB	US / Banks	W/Tax, Dom.

Yields are annualized.

See last page for abbreviations, explanations and disclaimer.

Isin	Ccy	Cpn	Issuer	Maturity	Amnt Out.	Ask	Yield	D/Swap	Durat.	Pieces ESG	Rating	Cty / Sector	Miscellaneous
US70450YAE32	USD	2.850	PAYPAL HOLDINGS INC *	01.10.2029	1.5 B	91.41	4.80	97	4.68	2k+1k	A-	US / Services	W/Tax, C 2029@100, MWC (20bp), Glob
US681936BL34	USD	3.625	OMEGA HLTHCARE INVESTORS	01.10.2029	500 MM	90.98	5.74	191	4.55	2k+1k	BBB-	US / Real Estate	W/Tax, C 2029@100, MWC (30bp), Glob
US16411QAG64	USD	4.500	CHENIERE ENERGY PARTNERS	01.10.2029	1.5 B	96.63	5.32	150	4.48	2k+1k	BBB-	US / Energy	W/Tax, C 2024@102.25, MWC (50bp), G
US822582CD22	USD	2.375	SHELL INTERNATIONAL FIN *	07.11.2029	1.5 B	89.45	4.71	88	4.83	1k+1k	A+	US / Energy	C 2029@100, MWC (10bp), Global
US458140BH27	USD	2.450	INTEL CORP *	15.11.2029	2 B	89.12	4.86	104	4.84	2k+1k	A-	US / Technology	W/Tax, C 2029@100, MWC (10bp), Glob
US29444UBE55	USD	3.200	EQUINIX INC	18.11.2029	1.2 B	91.86	5.02	120	4.76	2k+1k	BBB	US / Real Estate	W/Tax, C 2029@100, MWC (25bp), Glob
US418056AZ06	USD	3.900	HASBRO INC	19.11.2029	900 MM	93.91	5.29	147	4.67	2k+1k	BBB	US / Retail	W/Tax, Step Rtg, C 2029@100, MWC (30bp), Glob
US00287YBX67	USD	3.200	ABBVIE INC **	21.11.2029	5.4 B	93.26	4.70	88	4.77	2k+1k	A-	US / Healthcare	W/Tax, C 2029@100, MWC (20bp), Glob
US98389BAW00	USD	2.600	XCEL ENERGY INC	01.12.2029	500 MM	88.91	5.05	123	4.86	2k+1k	BBB	US / Utilities	W/Tax, C 2029@100, MWC (15bp), Glob
US29736RAP55	USD	2.375	ESTEE LAUDER CO INC	01.12.2029	650 MM	89.02	4.78	96	4.89	2k+1k	A	US / Retail	W/Tax, C 2029@100, MWC (15bp), Glob
US26444HAH49	USD	2.500	DUKE ENERGY FLORIDA LLC	01.12.2029	700 MM	89.70	4.76	94	4.88	2k+1k	A	US / Utilities	W/Tax, MBS, C 2029@100, MWC (15bp)
US11133TAD54	USD	2.900	BROADRIDGE FINANCIAL SOL	01.12.2029	750 MM	90.63	4.97	115	4.82	2k+1k	BBB	US / Technology	W/Tax, C 2029@100, MWC (20bp), Glob
US458140CF51	USD	5.125	INTEL CORP *	10.02.2030	1.25 B	101.72	4.82 c	100	4.55	2k+1k	A-	US / Technology	W/Tax, C 2029@100, MWC (25bp), Glob
US72650RBM34	USD	3.550	PLAINS ALL AMER PIPELINE	15.12.2029	1 B	92.70	5.18	136	4.78	2k+1k	BBB-	US / Energy	W/Tax, C 2029@100, MWC (30bp), Glob
US44107TAY29	USD	3.375	HOST HOTELS & RESORTS LP	15.12.2029	650 MM	91.34	5.31	149	4.79	2k+1k	BBB-	US / Real Estate	W/Tax, C 2029@100, MWC (30bp), Glob
US278865BE90	USD	4.800	ECOLAB INC	24.03.2030	697.6 MM	100.74	4.70 c	88	4.65	2k+1k	A-	US / Chemical	W/Tax, C 2029@100, MWC (50bp), Glob
US04686JAB70	USD	6.150	ATHENE HOLDING LTD	03.04.2030	500 MM	105.05	5.14 c	132	4.52	2k+1k	BBB+	US / Insurance	C 2030@100, MWC (50bp), Global
US961548AV62	USD	8.200	WESTROCK MWV LLC	15.01.2030	400 MM	115.05	5.08	127	4.46	1k+1k	BBB	US / Industrial	W/Tax, Dom.
US42250PAA12	USD	3.000	HEALTHPEAK OP LLC	15.01.2030	750 MM	90.38	5.10	128	4.93	2k+1k	BBB+	US / Real Estate	W/Tax, C 2029@100, MWC (20bp), Glob
US03027XBA72	USD	2.900	AMERICAN TOWER CORP *	15.01.2030	750 MM	89.93	5.09	128	4.94	2k+1k	BBB-	US / Real Estate	W/Tax, C 2029@100, MWC (20bp), Glob
US466313AJ20	USD	3.600	JABIL INC	15.01.2030	500 MM	91.89	5.40	158	4.85	2k+1k	BBB-	US / Technology	W/Tax, C 2029@100, MWC (30bp), Glob
US46590XAL01	USD	5.500	JBS USA HOLD/FOOD/LUX CO	15.01.2030	1.2 B	99.85	5.61	179	4.65	2k+1k	BBB-	US / Food	C 2025@102.75, MWC (50bp), Global
US36267VAH69	USD	5.857	GE HEALTHCARE TECH INC	15.03.2030	1.2 B	104.22	5.03 c	121	4.56	100k+1k	BBB	US / Healthcare	W/Tax, C 2030@100, MWC (30bp), Glob
US47233JBH05	USD	4.150	JEFFERIES FIN GROUP INC	23.01.2030	1 B	94.61	5.36	155	4.82	5k+1k	BBB	US / Financial	W/Tax, MWC (25bp), Global
US448579AJ19	USD	5.750	HYATT HOTELS CORP **	23.04.2030	440.3 MM	102.91	5.20 c	138	4.61	2k+1k	BBB-	US / Leisure	W/Tax, Step Rtg, C 2030@100, MWC (50bp), Glob

Yields are annualized.

See last page for abbreviations, explanations and disclaimer.

Isin	Ccy	Cpn	Issuer	Maturity	Amnt Out.	Ask	Yield	D/Swap	Durat.	Pieces ESG	Rating	Cty / Sector	Miscellaneous
US29379VBX01	USD	2.800	ENTERPRISE PRODUCTS OPER	31.01.2030	1.25 B	90.70	4.79	98	4.93	1k+1k	A-	US / Energy	W/Tax, Dom., C 2029@100, MWC (15bp)
US097023CN34	USD	2.950	BOEING CO	01.02.2030	750 MM	87.20	5.77	195	4.87	2k+1k	BBB-	US / Industrial	W/Tax, C 2029@100, MWC (15bp), Glob
US20030NDA63	USD	2.650	COMCAST CORP	01.02.2030	1.6 B	89.87	4.82	100	4.95	2k+1k	A-	US / Comm.	W/Tax, C 2029@100, MWC (15bp), Glob
US06417XAP69	USD	4.850	BANK OF NOVA SCOTIA *	01.02.2030	1.25 B	100.17	4.87	106	4.67	2k+1k	A-	CA / Banks	MWC (25bp), Global
US718286AY36	USD	9.500	REPUBLIC OF PHILIPPINES	02.02.2030	2 B	121.73	5.01	120	4.26	2k+1k	BBB	PH / Sovereign	Global
US37045XEG79	USD	5.850	GENERAL MOTORS FINL CO **	06.04.2030	1 B	102.89	5.31 c	149	4.61	2k+1k	BBB	US / Auto	W/Tax, C 2030@100, MWC (40bp), Glob
US38141GXG45	USD	2.600	GOLDMAN SACHS GROUP INC *	07.02.2030	2 B	88.94	4.97	115	4.97	2k+1k	BBB+	US / Banks	W/Tax, C 2029@100, MWC (15bp), Glob
US844741BF49	USD	2.625	SOUTHWEST AIRLINES CO *	10.02.2030	500 MM	88.27	5.15	133	4.96	2k+1k	BBB	US / Transport	W/Tax, C 2029@100, MWC (20bp), Glob
US595112BQ52	USD	4.663	MICRON TECHNOLOGY INC	15.02.2030	850 MM	98.36	5.07	125	4.72	2k+1k	BBB-	US / Technology	W/Tax, C 2029@100, MWC (40bp), Glob
US42225UAG94	USD	3.100	HEALTHCARE RLTY HLDGS LP	15.02.2030	650 MM	89.03	5.49	167	4.90	2k+1k	BBB	US / Real Estate	W/Tax, C 2029@100, MWC (25bp), Glob
US26884ABM45	USD	2.500	ERP OPERATING LP	15.02.2030	600 MM	89.02	4.83	102	5.01	1k+1k	A-	US / Real Estate	W/Tax, C 2029@100, MWC (15bp), Glob
US87612EBJ47	USD	2.350	TARGET CORP	15.02.2030	750 MM	88.97	4.68	86	5.04	2k+1k	A	US / Retail	W/Tax, C 2029@100, MWC (10bp), Glob
US871829BK24	USD	2.400	SYSCO CORPORATION	15.02.2030	500 MM	87.88	4.98	117	5.02	2k+1k	BBB	US / Food	W/Tax, C 2029@100, MWC (15bp), Glob
US30212PAR64	USD	3.250	EXPEDIA GROUP INC	15.02.2030	1.2 B	91.69	5.04	123	4.90	2k+1k	BBB	US / Comm.	W/Tax, C 2029@100, MWC (25bp), Glob
US68902VAK35	USD	2.565	OTIS WORLDWIDE CORP	15.02.2030	1.5 B	88.68	4.98	117	4.99	2k+1k	BBB	US / Industrial	W/Tax, C 2029@100, MWC (15bp), Glob
US94106LBT52	USD	4.625	WASTE MANAGEMENT INC	15.02.2030	750 MM	99.81	4.72	90	4.75	2k+1k	A-	US / Industrial	W/Tax, C 2029@100, MWC (15bp), Glob
US10922NAG88	USD	5.625	BRIGHTHOUSE FINANCIAL IN	15.05.2030	615 MM	102.75	5.11 c	130	4.68	2k+1k	BBB-	US / Insurance	W/Tax, C 2030@100, MWC (50bp), Glob
US084664CU37	USD	1.850	BERKSHIRE HATHAWAY FIN *	12.03.2030	500 MM	87.05	4.53	72	5.19	2k+1k	AA	US / Insurance	W/Tax, C 2029@100, MWC (15bp), Glob
US854502AL57	USD	2.300	STANLEY BLACK & DECKER I	15.03.2030	750 MM	86.39	5.17	136	5.10	2k+1k	BBB-	US / Industrial	W/Tax, C 2029@100, MWC (15bp), Glob
US30303M8M79	USD	4.800	META PLATFORMS INC	15.05.2030	1 B	101.21	4.61 c	79	4.85	2k+1k	AA-	US / Comm.	W/Tax, C 2030@100, MWC (20bp), Glob
US30231GBK76	USD	3.482	EXXON MOBIL CORPORATION *	19.03.2030	2 B	94.46	4.66	85	4.97	2k+1k	AA-	US / Energy	W/Tax, C 2029@100, MWC (40bp), Glob
US254687FQ40	USD	3.800	WALT DISNEY COMPANY/THE	22.03.2030	1.25 B	95.95	4.68	86	4.94	2k+1k	A-	US / Comm.	W/Tax, MWC (45bp), Global
US742718FH71	USD	3.000	PROCTER & GAMBLE CO/THE *	25.03.2030	1.5 B	93.42	4.37	56	5.06	2k+1k	AA-	US / Retail	W/Tax, MWC (35bp), Global
US458140BR09	USD	3.900	INTEL CORP *	25.03.2030	1.5 B	95.38	4.90	109	4.93	2k+1k	A-	US / Technology	W/Tax, C 2029@100, MWC (50bp), Glob
US654106AK94	USD	2.850	NIKE INC **	27.03.2030	1.5 B	91.40	4.64	83	5.08	2k+1k	A+	US / Retail	W/Tax, C 2029@100, MWC (30bp), Glob

Yields are annualized.

See last page for abbreviations, explanations and disclaimer.

Isin	Ccy	Cpn	Issuer	Maturity	Amnt Out.	Ask	Yield	D/Swap	Durat.	Pieces ESG	Rating	Cty / Sector	Miscellaneous
US039482AB02	USD	3.250	ARCHER-DANIELS-MIDLAND C	27.03.2030	1 B	92.50	4.83	102	5.02	2k+1k	● A	US / Food	W/Tax, C 2029@100, MWC (40bp), Glob
US717081EW90	USD	2.625	PFIZER INC *	01.04.2030	1.25 B	90.13	4.67	86	5.12	2k+1k	● A	US / Healthcare	W/Tax, C 2030@100, MWC (30bp), Glob
US89236TGY55	USD	3.375	TOYOTA MOTOR CREDIT CORP *	01.04.2030	1 B	93.41	4.77	95	5.02	2k+1k	● A+	US / Auto	W/Tax, Dom., MWC (40bp)
US001055BJ00	USD	3.600	AFLAC INC	01.04.2030	1 B	93.88	4.90	109	4.98	2k+1k	● A-	US / Insurance	W/Tax, C 2030@100, MWC (45bp), Glob
US67066GAF19	USD	2.850	NVIDIA CORP	01.04.2030	1.5 B	91.99	4.51	70	5.10	2k+1k	● AA-	US / Technology	W/Tax, C 2030@100, MWC (35bp), Glob
US20030NDG34	USD	3.400	COMCAST CORP	01.04.2030	1.6 B	93.26	4.82	101	5.01	2k+1k	● A-	US / Comm.	W/Tax, C 2030@100, MWC (40bp), Glob
US911312BY18	USD	4.450	UNITED PARCEL SERVICE	01.04.2030	750 MM	99.20	4.66	85	4.89	2k+1k	● A	US / Transport	W/Tax, Dom., C 2030@100, MWC (50bp), Glob
US25746UDG13	USD	3.375	DOMINION ENERGY INC	01.04.2030	1.5 B	92.04	5.06	125	5.00	2k+1k	● BBB	US / Utilities	W/Tax, C 2030@100, MWC (45bp), Glob
US68389XBV64	USD	2.950	ORACLE CORP	01.04.2030	3.25 B	90.37	4.97	116	5.06	2k+1k	● BBB	US / Technology	W/Tax, C 2030@100, MWC (35bp), Glob
US822582CG52	USD	2.750	SHELL INTERNATIONAL FIN *	06.04.2030	1.75 B	90.58	4.71	90	5.12	1k+1k	● A+	US / Energy	C 2030@100, MWC (35bp), Global
US10373QBL32	USD	3.633	BP CAP MARKETS AMERICA *	06.04.2030	1.25 B	94.65	4.77	96	5.00	1k+1k	● A-	US / Energy	W/Tax, C 2030@100, MWC (45bp), Glob
US35137LAL99	USD	3.500	FOX CORP *	08.04.2030	600 MM	92.41	5.11	130	5.01	2k+1k	● BBB	US / Comm.	W/Tax, C 2030@100, MWC (45bp), Glob
US244199BJ37	USD	3.100	DEERE & COMPANY	15.04.2030	700 MM	92.37	4.69	88	5.09	2k+1k	● A	US / Industrial	W/Tax, C 2030@100, MWC (35bp), Glob
US11271LAE20	USD	4.350	BROOKFIELD FINANCE INC	15.04.2030	750 MM	96.38	5.15	134	4.92	2k+1k	● A-	CA / Financial	Dom., C 2030@100, MWC (50bp)
US92826CAM47	USD	2.050	VISA INC *	15.04.2030	1.5 B	87.58	4.59	78	5.24	2k+1k	● AA-	US / Financial	W/Tax, C 2030@100, MWC (25bp), Glob
US29736RAQ39	USD	2.600	ESTEE LAUDER CO INC	15.04.2030	700 MM	88.92	4.90	109	5.15	2k+1k	● A	US / Retail	W/Tax, C 2030@100, MWC (30bp), Glob
US579780AQ09	USD	2.500	MCCORMICK & CO	15.04.2030	500 MM	87.94	5.01	120	5.16	2k+1k	● BBB	US / Food	W/Tax, C 2030@100, MWC (30bp), Glob
US858119BK53	USD	3.450	STEEL DYNAMICS INC **	15.04.2030	600 MM	92.29	5.08	127	5.03	2k+1k	● BBB	US / Basic Mat.	W/Tax, C 2030@100, MWC (25bp), Glob
US918204BC10	USD	2.950	VF CORP	23.04.2030	750 MM	85.33	6.10	229	5.08	2k+1k	● BBB-	US / Retail	W/Tax, C 2030@100, MWC (40bp), Glob
US09247XAQ43	USD	2.400	BLACKROCK INC	30.04.2030	1 B	88.49	4.76	95	5.23	2k+1k	● AA-	US / Financial	W/Tax, C 2030@100, MWC (10bp), Glob
US842587DE49	USD	3.700	SOUTHERN CO **	30.04.2030	1 B	93.55	5.06	125	5.04	2k+1k	● BBB	US / Utilities	W/Tax, C 2030@100, MWC (50bp), Glob
US21036PBF45	USD	2.875	CONSTELLATION BRANDS INC	01.05.2030	600 MM	89.55	5.04	124	5.15	2k+1k	● BBB-	US / Food	W/Tax, Dom., C 2030@100, MWC (35bp), Glob
US09062XAH61	USD	2.250	BIOGEN INC **	01.05.2030	1.5 B	86.44	5.05	124	5.24	2k+1k	● BBB	US / Healthcare	W/Tax, C 2030@100, MWC (25bp), Glob
US45167RAG92	USD	3.000	IDEX CORP	01.05.2030	500 MM	89.70	5.15	134	5.13	2k+1k	● BBB	US / Industrial	W/Tax, C 2030@100, MWC (40bp), Glob
US665859AV62	USD	1.950	NORTHERN TRUST CORP	01.05.2030	1 B	86.22	4.76	95	5.30	2k+1k	● A	US / Banks	W/Tax, C 2030@100, Global

Yields are annualized.

See last page for abbreviations, explanations and disclaimer.

Isin	Ccy	Cpn	Issuer	Maturity	Amnt Out.	Ask	Yield	D/Swap	Durat.	Pieces ESG	Rating	Cty / Sector	Miscellaneous
US718172CP24	USD	2.100	PHILIP MORRIS INTL INC	01.05.2030	750 MM	86.21	4.93	112	5.27	2k+1k	A-	US / Tobacco	W/Tax, C 2030@100, MWC (25bp), Glob
US446413AT37	USD	4.200	HUNTINGTON INGALLS INDUS	01.05.2030	500 MM	95.58	5.16	135	4.98	2k+1k	BBB-	US / Industrial	W/Tax, C 2030@100, MWC (50bp), Glob
US02209SBJ15	USD	3.400	ALTRIA GROUP INC *	06.05.2030	750 MM	92.02	5.07	126	5.10	2k+1k	BBB	US / Tobacco	W/Tax, C 2030@100, MWC (45bp), Glob
US037833EU05	USD	4.150	APPLE INC *	10.05.2030	500 MM	99.53	4.29	48	5.05	2k+1k	AA+	US / Technology	W/Tax, C 2030@100, MWC (12bp), Glob
US166764BY53	USD	2.236	CHEVRON CORP	11.05.2030	1.5 B	88.03	4.67	86	5.29	2k+1k	AA-	US / Energy	W/Tax, C 2030@100, MWC (25bp), Glob
US037833DU14	USD	1.650	APPLE INC *	11.05.2030	1.75 B	85.75	4.52	71	5.38	2k+1k	AA+	US / Technology	W/Tax, C 2030@100, MWC (20bp), Glob
US29278NAQ60	USD	3.750	ENERGY TRANSFER LP	15.05.2030	1.5 B	93.34	5.15	135	5.07	2k+1k	BBB	US / Energy	W/Tax, C 2030@100, MWC (30bp), Glob
US009158BC97	USD	2.050	AIR PRODUCTS & CHEMICALS	15.05.2030	900 MM	87.13	4.65	85	5.32	2k+1k	A	US / Chemical	W/Tax, C 2030@100, MWC (25bp), Glob
US037389BE22	USD	2.800	AON CORP *	15.05.2030	1 B	89.20	5.03	122	5.20	2k+1k	BBB	US / Insurance	W/Tax, C 2030@100, MWC (35bp), Glob
US37940XAD49	USD	2.900	GLOBAL PAYMENTS INC	15.05.2030	1 B	88.45	5.30	149	5.18	2k+1k	BBB-	US / Services	W/Tax, C 2030@100, MWC (35bp), Glob
US540424AT59	USD	3.200	LOEWS CORP	15.05.2030	500 MM	92.09	4.83	103	5.16	2k+1k	A-	US / Insurance	W/Tax, C 2030@100, MWC (40bp), Glob
US341081GP62	USD	4.625	FLORIDA POWER & LIGHT CO	15.05.2030	500 MM	99.71	4.74	93	4.99	2k+1k	A+	US / Utilities	W/Tax, MBS, C 2030@100, MWC (20bp)
US89236TKU87	USD	4.550	TOYOTA MOTOR CREDIT CORP *	17.05.2030	700 MM	99.22	4.76	95	5.00	2k+1k	A+	US / Auto	W/Tax, Dom., MWC (20bp)
US716973AD41	USD	4.650	PFIZER INVESTMENT ENTER *	19.05.2030	3 B	100.05	4.69	88	5.00	2k+1k	A	US / Healthcare	W/Tax, C 2030@100, MWC (20bp), Glob
US717081EY56	USD	1.700	PFIZER INC *	28.05.2030	1 B	85.16	4.68	88	5.41	2k+1k	A	US / Healthcare	W/Tax, C 2030@100, MWC (15bp), Glob
US883203CB58	USD	3.000	TEXTRON INC	01.06.2030	650 MM	89.71	5.12	131	5.21	2k+1k	BBB	US / Industrial	W/Tax, C 2030@100, MWC (40bp), Glob
US842400GU17	USD	2.250	SOUTHERN CAL EDISON *	01.06.2030	550 MM	86.69	4.95	115	5.32	1k+1k	A-	US / Utilities	W/Tax, MBS, C 2030@100, MWC (20bp)
US26441CBH79	USD	2.450	DUKE ENERGY CORP	01.06.2030	850 MM	87.42	5.02	121	5.30	2k+1k	BBB	US / Utilities	W/Tax, C 2030@100, MWC (30bp), Glob
US70450YAH62	USD	2.300	PAYPAL HOLDINGS INC *	01.06.2030	1 B	87.43	4.85	104	5.32	2k+1k	A-	US / Services	W/Tax, C 2030@100, MWC (25bp), Glob
US65339KBR05	USD	2.250	NEXTERA ENERGY CAPITAL	01.06.2030	2 B	86.62	4.97	116	5.32	2k+1k	BBB+	US / Utilities	W/Tax, C 2030@100, MWC (25bp), Glob
US191216CV08	USD	1.650	COCA-COLA CO/THE *	01.06.2030	1.5 B	85.05	4.65	84	5.43	2k+1k	A+	US / Food	W/Tax, MWC (20bp), Global
US24906PAA75	USD	3.250	DENTSPLY SIRONA INC	01.06.2030	750 MM	88.89	5.57	176	5.16	2k+1k	BBB-	US / Healthcare	W/Tax, C 2030@100, MWC (40bp), Glob
US983919AK78	USD	2.375	XILINX INC	01.06.2030	750 MM	88.09	4.79	98	5.31	2k+1k	A-	US / Technology	W/Tax, C 2030@100, MWC (30bp), Glob
US89788MAB81	USD	1.950	TRUIST FINANCIAL CORP	05.06.2030	750 MM	84.56	5.09	128	5.38	2k+1k	BBB+	US / Banks	W/Tax, Dom., C 2030@100
US24422EWZ86	USD	4.700	JOHN DEERE CAPITAL CORP	10.06.2030	1 B	100.54	4.65	84	5.05	1k+1k	A	US / Industrial	W/Tax, Dom.

Yields are annualized.

See last page for abbreviations, explanations and disclaimer.

Isin	Ccy	Cpn	Issuer	Maturity	Amnt Out.	Ask	Yield	D/Swap	Durat.	Pieces ESG	Rating	Cty / Sector	Miscellaneous
US883556CW07	USD	4.977	THERMO FISHER SCIENTIFIC	10.08.2030	750 MM	101.53	4.73 c	93	4.93	2k+1k	A-	US / Healthcare	W/Tax, C 2030@100, MWC (15bp), Glob
US440452AF79	USD	1.800	HORMEL FOODS CORP	11.06.2030	1 B	85.43	4.72	91	5.43	2k+1k	A-	US / Food	W/Tax, C 2030@100, MWC (15bp), Glob
XS0113419690	USD	9.750	STATE OF QATAR	15.06.2030	1.4 B	127.36	4.46	65	4.62	10k+1k	AA	QA / Sovereign	GU
US45866FAK03	USD	2.100	INTERCONTINENTALEXCHANGE	15.06.2030	1.25 B	86.49	4.81	101	5.39	2k+1k	A-	US / Financial	W/Tax, C 2030@100, MWC (25bp), Glob
US512807AV02	USD	1.900	LAM RESEARCH CORP	15.06.2030	750 MM	85.98	4.70	90	5.42	2k+1k	A-	US / Technology	W/Tax, C 2030@100, MWC (20bp), Glob
US03027XBC39	USD	2.100	AMERICAN TOWER CORP *	15.06.2030	750 MM	85.42	5.05	124	5.38	2k+1k	BBB-	US / Real Estate	W/Tax, C 2030@100, MWC (25bp), Glob
US759351AP49	USD	3.150	REINSURANCE GRP OF AMER	15.06.2030	600 MM	90.78	5.04	123	5.23	2k+1k	BBB+	US / Insurance	W/Tax, C 2030@100, MWC (40bp), Glob
US571903BE27	USD	4.625	MARRIOTT INTERNATIONAL	15.06.2030	1 B	98.49	4.98	118	5.06	2k+1k	BBB	US / Leisure	W/Tax, Step Rtg, C 2030@100, MWC (50bp), Glob
US715638DA73	USD	2.844	REPUBLIC OF PERU	20.06.2030	645.4 MM	89.05	5.07	127	5.29	1k+1k	BBB-	PE / Sovereign	Global
US37045XCY04	USD	3.600	GENERAL MOTORS FINL CO *	21.06.2030	1.1 B	91.57	5.35	154	5.18	2k+1k	BBB	US / Auto	W/Tax, C 2030@100, MWC (45bp), Glob
US58933YAZ88	USD	1.450	MERCK & CO INC *	24.06.2030	1.25 B	83.93	4.64	83	5.52	2k+1k	A+	US / Healthcare	W/Tax, C 2030@100, MWC (15bp), Glob
US002824BQ25	USD	1.400	ABBOTT LABORATORIES *	30.06.2030	650 MM	84.39	4.47	67	5.55	2k+1k	AA-	US / Healthcare	W/Tax, C 2030@100, MWC (15bp), Glob
US22822VAR24	USD	3.300	CROWN CASTLE INC	01.07.2030	750 MM	90.61	5.22	142	5.25	2k+1k	BBB-	US / Real Estate	W/Tax, C 2030@100, MWC (45bp), Glob
US11120VAJ26	USD	4.050	BRIXMOR OPERATING PART	01.07.2030	800 MM	94.53	5.20	139	5.16	2k+1k	BBB-	US / Real Estate	W/Tax, C 2030@100, MWC (50bp), Glob
US00108WAM29	USD	2.100	AEP TEXAS INC	01.07.2030	600 MM	84.94	5.14	133	5.42	2k+1k	BBB	US / Utilities	W/Tax, C 2030@100, MWC (25bp), Glob
US718172DD84	USD	5.500	PHILIP MORRIS INTL INC	07.09.2030	700 MM	103.06	4.96 c	116	4.94	2k+1k	A-	US / Tobacco	W/Tax, C 2030@100, MWC (25bp), Glob
US29444UBH86	USD	2.150	EQUINIX INC	15.07.2030	1.1 B	85.43	5.07	126	5.46	2k+1k	BBB	US / Real Estate	W/Tax, C 2030@100, MWC (20bp), Glob
US46124HAD89	USD	1.650	INTUIT INC	15.07.2030	500 MM	84.68	4.67	87	5.55	2k+1k	A-	US / Technology	W/Tax, C 2030@100, MWC (15bp), Glob
US828807DK02	USD	2.650	SIMON PROPERTY GROUP LP *	15.07.2030	750 MM	88.78	4.90	109	5.39	2k+1k	A-	US / Real Estate	W/Tax, C 2030@100, MWC (30bp), Glob
US10373QBM15	USD	1.749	BP CAP MARKETS AMERICA *	10.08.2030	1 B	84.56	4.77	97	5.54	1k+1k	A-	US / Energy	W/Tax, Dom., C 2030@100, MWC (20bp), Glob
US02079KAD90	USD	1.100	ALPHABET INC **	15.08.2030	2.25 B	83.14	4.34	54	5.69	2k+1k	AA	US / Comm.	W/Tax, C 2030@100, MWC (10bp), Glob
US744573AQ91	USD	1.600	PUBLIC SERVICE ENTERPRIS	15.08.2030	550 MM	82.54	5.04	124	5.57	2k+1k	BBB	US / Utilities	W/Tax, C 2030@100, MWC (15bp), Glob
US55336VBQ23	USD	2.650	MPLX LP	15.08.2030	1.5 B	88.03	5.03	122	5.38	2k+1k	BBB	US / Energy	W/Tax, C 2030@100, MWC (30bp), Glob
US037833DY36	USD	1.250	APPLE INC *	20.08.2030	1.25 B	83.34	4.46	66	5.67	2k+1k	AA+	US / Technology	W/Tax, C 2030@100, MWC (10bp), Glob
US126650DN71	USD	1.750	CVS HEALTH CORP	21.08.2030	1.25 B	82.79	5.15	134	5.55	2k+1k	BBB	US / Healthcare	W/Tax, C 2030@100, MWC (20bp), Glob

Yields are annualized.

See last page for abbreviations, explanations and disclaimer.

Isin	Ccy	Cpn	Issuer	Maturity	Amnt Out.	Ask	Yield	D/Swap	Durat.	Pieces ESG	Rating	Cty / Sector	Miscellaneous
US81762PAE25	USD	1.400	SERVICENOW INC	01.09.2030	1.5 B	82.88	4.71	91	5.66	2k+1k	A-	US / Technology	W/Tax, C 2030@100, MWC (15bp), Glob
US478160CQ51	USD	1.300	JOHNSON & JOHNSON **	01.09.2030	1.75 B	83.74	4.41	61	5.69	2k+1k	AAA	US / Healthcare	W/Tax, C 2030@100, MWC (10bp), Glob
US404119CA57	USD	3.500	HCA INC	01.09.2030	2.7 B	91.42	5.22	142	5.29	2k+1k	BBB-	US / Healthcare	W/Tax, Dom., C 2030@100, MWC (50bp),
US44107TAZ93	USD	3.500	HOST HOTELS & RESORTS LP	15.09.2030	750 MM	90.29	5.45	165	5.31	2k+1k	BBB-	US / Real Estate	W/Tax, Step Rtg, C 2030@100, MWC (45
US15089QAX25	USD	6.550	CELANESE US HOLDINGS LLC	15.11.2030	1 B	105.96	5.47 c	167	4.98	2k+1k	BBB-	US / Chemical	W/Tax, Step Rtg, C 2030@100, MWC (40
US49446RAW97	USD	2.700	KIMCO REALTY OP LLC	01.10.2030	500 MM	88.06	5.03	123	5.50	2k+1k	BBB+	US / Real Estate	W/Tax, C 2030@100, MWC (35bp), Glob
US74762EAF97	USD	2.900	QUANTA SERVICES INC	01.10.2030	1 B	89.14	5.02	122	5.47	2k+1k	BBB-	US / Services	W/Tax, C 2030@100, MWC (35bp), Glob
US50249AAG85	USD	2.250	LYB INT FINANCE III	01.10.2030	500 MM	85.91	4.98	118	5.58	2k+1k	BBB	US / Chemical	W/Tax, C 2030@100, MWC (25bp), Glob
US02665WER88	USD	5.850	AMERICAN HONDA FINANCE	04.10.2030	500 MM	105.82	4.81	101	5.10	2k+1k	A-	US / Auto	W/Tax, MWC (20bp), Global
US20030NCU37	USD	4.250	COMCAST CORP	15.10.2030	1.5 B	97.18	4.84	103	5.32	2k+1k	A-	US / Comm.	W/Tax, C 2030@100, MWC (20bp), Glob
US30231GBN16	USD	2.610	EXXON MOBIL CORPORATION **	15.10.2030	2 B	89.03	4.72	91	5.57	2k+1k	AA-	US / Energy	W/Tax, C 2030@100, MWC (30bp), Glob
US74340XBR17	USD	1.250	PROLOGIS LP	15.10.2030	750 MM	81.31	4.81	101	5.81	2k+1k	A-	US / Real Estate	W/Tax, C 2030@100, MWC (15bp), Glob
US03027XBG43	USD	1.875	AMERICAN TOWER CORP *	15.10.2030	800 MM	83.18	5.13	132	5.68	2k+1k	BBB-	US / Real Estate	W/Tax, C 2030@100, MWC (20bp), Glob
US035240AR13	USD	4.900	ANHEUSER-BUSCH INBEV WOR *	23.01.2031	750 MM	101.45	4.68 c	89	5.50	1k+1k	A-	BE / Food	W/Tax, C 2030@100, MWC (35bp), Glob
US742718FM66	USD	1.200	PROCTER & GAMBLE CO/THE *	29.10.2030	1.25 B	83.05	4.37	57	5.87	2k+1k	AA-	US / Retail	W/Tax, MWC (10bp), Global
US718172CS62	USD	1.750	PHILIP MORRIS INTL INC	01.11.2030	750 MM	82.99	5.00	120	5.75	2k+1k	A-	US / Tobacco	W/Tax, C 2030@100, MWC (20bp), Glob
US620076BT59	USD	2.300	MOTOROLA SOLUTIONS INC	15.11.2030	900 MM	85.51	5.07	127	5.69	2k+1k	BBB	US / Telecom	W/Tax, C 2030@100, MWC (30bp), Glob
US11135FAQ46	USD	4.150	BROADCOM INC *	15.11.2030	1.9 B	95.80	4.99	119	5.41	2k+1k	BBB-	US / Technology	W/Tax, C 2030@100, MWC (50bp), Glob
US89236TLE37	USD	5.550	TOYOTA MOTOR CREDIT CORP *	20.11.2030	1.1 B	104.16	4.83	103	5.26	2k+1k	A+	US / Auto	W/Tax, MWC (20bp), Global
US00914AAK88	USD	3.125	AIR LEASE CORP	01.12.2030	750 MM	89.01	5.24	144	5.59	2k+1k	BBB	US / Services	W/Tax, C 2030@100, MWC (40bp), Glob
US110122DY15	USD	5.750	BRISTOL-MYERS SQUIBB CO	01.02.2031	1 B	105.06	4.87 c	107	5.17	2k+1k	A	US / Healthcare	W/Tax, C 2030@100, MWC (15bp), Glob
US37045XER35	USD	5.750	GENERAL MOTORS FINL CO *	08.02.2031	1 B	101.71	5.50 c	170	5.15	2k+1k	BBB	US / Auto	W/Tax, C 2030@100, MWC (25bp), Glob
US009158BJ41	USD	4.750	AIR PRODUCTS & CHEMICALS	08.02.2031	600 MM	100.45	4.72 c	92	5.44	2k+1k	A	US / Chemical	W/Tax, C 2030@100, MWC (15bp), Glob
US718172DH98	USD	5.125	PHILIP MORRIS INTL INC	13.02.2031	1.25 B	100.61	5.08 c	128	5.38	2k+1k	A-	US / Tobacco	W/Tax, C 2030@100, MWC (20bp), Glob
US695114DC94	USD	5.300	PACIFICORP	15.02.2031	700 MM	101.10	5.16 c	136	5.21	2k+1k	A	US / Utilities	W/Tax, MBS, C 2030@100, MWC (25bp)

Yields are annualized.

See last page for abbreviations, explanations and disclaimer.

Isin	Ccy	Cpn	Issuer	Maturity	Amnt Out.	Ask	Yield	D/Swap	Durat.	Pieces ESG	Rating	Cty / Sector	Miscellaneous
US458140CN85	USD	5.000	INTEL CORP *	21.02.2031	500 MM	100.82	4.91 c	111	5.31	2k+1k	A-	US / Technology	W/Tax, C 2030@100, MWC (15bp), Glob
US110122EG99	USD	5.100	BRISTOL-MYERS SQUIBB CO	22.02.2031	1.25 B	101.43	4.90 c	110	5.30	2k+1k	A	US / Healthcare	W/Tax, C 2030@100, MWC (15bp), Glob
US17275RBS04	USD	4.950	CISCO SYSTEMS INC *	26.02.2031	2.5 B	101.24	4.78 c	98	5.34	2k+1k	A+	US / Telecom	W/Tax, C 2030@100, MWC (10bp), Glob
US03740MAC47	USD	5.300	AON NORTH AMERICA INC *	01.03.2031	650 MM	100.97	5.19 c	139	5.29	2k+1k	BBB	US / Insurance	W/Tax, C 2031@100, MWC (20bp), Glob
US37045XDE31	USD	2.350	GENERAL MOTORS FINL CO *	08.01.2031	1 B	83.48	5.49	169	5.80	2k+1k	BBB	US / Auto	W/Tax, C 2030@100, MWC (25bp), Glob
US254687FX90	USD	2.650	WALT DISNEY COMPANY/THE	13.01.2031	2.5 B	88.35	4.82	102	5.80	2k+1k	A-	US / Comm.	W/Tax, MWC (30bp), Global
US718286BB24	USD	7.750	REPUBLIC OF PHILIPPINES	14.01.2031	1.7 B	115.00	5.07	127	5.16	100k+1k	BBB	PH / Sovereign	Global
US22822VAT89	USD	2.250	CROWN CASTLE INC	15.01.2031	1.1 B	83.72	5.32	152	5.84	2k+1k	BBB-	US / Real Estate	W/Tax, C 2030@100, MWC (25bp), Glob
US023608AJ15	USD	3.500	AMEREN CORP	15.01.2031	800 MM	91.53	5.12	132	5.66	2k+1k	BBB	US / Utilities	W/Tax, C 2030@100, MWC (45bp), Glob
US20030NDM02	USD	1.950	COMCAST CORP	15.01.2031	1.5 B	83.86	4.95	115	5.91	2k+1k	A-	US / Comm.	W/Tax, C 2030@100, MWC (20bp), Glob
US86964WAJ18	USD	3.750	SUZANO AUSTRIA GMBH	15.01.2031	1.25 B	89.13	5.87	207	5.58	1k+1k	BBB-	BR / Basic Mat.	C 2030@100, MWC (50bp), Global
US63111XAD30	USD	1.650	NASDAQ INC	15.01.2031	650 MM	81.57	5.09	129	5.96	2k+1k	BBB	US / Financial	W/Tax, Step Rtg, C 2030@100, MWC (12bp), Glob
US723787AR88	USD	2.150	PIONEER NATURAL RESOURCE	15.01.2031	1 B	85.26	4.89	109	5.88	1k+1k	AA-	US / Energy	W/Tax, Dom., C 2030@100, MWC (20bp), Glob
US24422EVL00	USD	1.450	JOHN DEERE CAPITAL CORP	15.01.2031	600 MM	82.30	4.70	90	6.02	1k+1k	A	US / Industrial	W/Tax, Global
US75513ECV11	USD	6.000	RTX CORP	15.03.2031	1 B	105.72	5.02 c	122	5.24	2k+1k	BBB+	US / Industrial	W/Tax, C 2031@100, MWC (25bp), Glob
US00287YDT38	USD	4.950	ABBVIE INC *	15.03.2031	2 B	101.21	4.79 c	99	5.38	2k+1k	A-	US / Healthcare	W/Tax, C 2031@100, MWC (10bp), Glob
US49271VAU44	USD	5.200	KEURIG DR PEPPER INC	15.03.2031	500 MM	101.08	5.06 c	127	5.33	2k+1k	BBB	US / Food	W/Tax, C 2031@100, MWC (15bp), Glob
US92343VFR06	USD	1.750	VERIZON COMMUNICATIONS *	20.01.2031	2.25 B	82.09	5.08	128	5.96	2k+1k	BBB+	US / Telecom	W/Tax, C 2030@100, MWC (15bp), Glob
US278865BF65	USD	1.300	ECOLAB INC	30.01.2031	600 MM	80.86	4.81	101	6.03	2k+1k	A-	US / Chemical	W/Tax, C 2030@100, MWC (15bp), Glob
US126650DX53	USD	5.250	CVS HEALTH CORP	30.01.2031	750 MM	100.40	5.24	144	5.32	2k+1k	BBB	US / Healthcare	W/Tax, C 2030@100, MWC (25bp), Glob
US097023DC69	USD	3.625	BOEING CO	01.02.2031	1.4 B	88.77	5.80	200	5.53	2k+1k	BBB-	US / Industrial	W/Tax, Step Rtg, C 2030@100, MWC (45bp), Glob
US681936BM17	USD	3.375	OMEGA HLTHCARE INVESTORS	01.02.2031	700 MM	87.78	5.72	192	5.58	2k+1k	BBB-	US / Real Estate	W/Tax, C 2030@100, MWC (45bp), Glob
US404119CT49	USD	5.450	HCA INC	01.04.2031	1 B	101.18	5.30 c	150	5.31	2k+1k	BBB-	US / Healthcare	W/Tax, C 2031@100, MWC (20bp), Glob
US609207AX34	USD	1.500	MONDELEZ INTERNATIONAL	04.02.2031	500 MM	81.10	4.98	119	5.99	2k+1k	BBB	US / Food	W/Tax, C 2030@100, MWC (15bp), Glob
US449276AD68	USD	4.750	IBM INTERNAT CAPITAL *	05.02.2031	500 MM	99.41	4.92	112	5.42	100k+1k	A-	US / Technology	W/Tax, C 2030@100, MWC (15bp), Glob

Yields are annualized.

See last page for abbreviations, explanations and disclaimer.

Isin	Ccy	Cpn	Issuer	Maturity	Amnt Out.	Ask	Yield	D/Swap	Durat.	Pieces ESG	Rating	Cty / Sector	Miscellaneous
US037833ED89	USD	1.650	APPLE INC *	08.02.2031	2.75 B	84.08	4.54	74	5.99	2k+1k	AA+	US / Technology	W/Tax, C 2030@100, MWC (10bp), Glob
US075887CL11	USD	1.957	BECTON DICKINSON & CO	11.02.2031	1 B	83.20	5.06	126	5.91	1k+1k	BBB	US / Healthcare	W/Tax, C 2030@100, MWC (15bp), Glob
XS2201851172	USD	3.000	ROMANIA	14.02.2031	1.3 B	84.80	5.91	211	5.66	2k+2k	BBB-	RO / Sovereign	
US49456BAR24	USD	2.000	KINDER MORGAN INC	15.02.2031	750 MM	83.03	5.14	134	5.91	2k+1k	BBB	US / Energy	W/Tax, C 2030@100, MWC (25bp), Glob
US20030NDN84	USD	1.500	COMCAST CORP	15.02.2031	1.75 B	81.48	4.89	109	6.03	2k+1k	A-	US / Comm.	W/Tax, C 2030@100, MWC (15bp), Glob
US92826CAN20	USD	1.100	VISA INC *	15.02.2031	1 B	80.96	4.54	74	6.13	2k+1k	AA-	US / Financial	W/Tax, C 2030@100, MWC (10bp), Glob
US14448CAL81	USD	2.700	CARRIER GLOBAL CORP	15.02.2031	750 MM	87.69	4.98	118	5.78	2k+1k	BBB	US / Industrial	W/Tax, C 2030@100, MWC (30bp), Glob
US579780AS64	USD	1.850	MCCORMICK & CO	15.02.2031	500 MM	82.62	5.05	126	5.94	2k+1k	BBB	US / Food	W/Tax, C 2030@100, MWC (15bp), Glob
US87264ACB98	USD	2.550	T-MOBILE USA INC	15.02.2031	2.5 B	86.23	5.11	131	5.80	2k+1k	BBB	US / Telecom	W/Tax, C 2030@100, MWC (30bp), Glob
US87264ABT16	USD	2.875	T-MOBILE USA INC	15.02.2031	1 B	87.87	5.14	134	5.74	2k+1k	BBB	US / Telecom	W/Tax, C 2026@101.44, MWC (50bp), G
US444859CA81	USD	5.375	HUMANA INC	15.04.2031	1.25 B	100.83	5.29 c	149	5.36	2k+1k	BBB	US / Healthcare	W/Tax, C 2031@100, MWC (20bp), Glob
US30040WBA53	USD	5.850	EVERSOURCE ENERGY	15.04.2031	700 MM	102.81	5.41 c	161	5.33	2k+1k	BBB	US / Utilities	W/Tax, C 2031@100, MWC (20bp), Glob
US031162CW82	USD	2.300	AMGEN INC	25.02.2031	1.25 B	85.13	5.04	124	5.88	2k+1k	BBB+	US / Healthcare	W/Tax, C 2030@100, MWC (30bp), Glob
US126650DQ03	USD	1.875	CVS HEALTH CORP	28.02.2031	1.25 B	81.36	5.33	153	5.96	2k+1k	BBB	US / Healthcare	W/Tax, C 2030@100, MWC (15bp), Glob
US743263AE50	USD	7.750	PROGRESS ENERGY INC	01.03.2031	650 MM	113.90	5.30	150	5.10	1k+1k	BBB	US / Utilities	W/Tax, Dom., MWC (35bp)
US31620MBT27	USD	2.250	FIDELITY NATL INFO SERV	01.03.2031	818.8 MM	84.91	5.02	122	5.91	2k+1k	BBB	US / Technology	W/Tax, C 2030@100, MWC (15bp), Glob
US460690BT64	USD	2.400	INTERPUBLIC GROUP COS	01.03.2031	500 MM	84.77	5.22	142	5.86	2k+1k	BBB	US / Comm.	W/Tax, C 2030@100, MWC (20bp), Glob
US191216DK34	USD	2.000	COCA-COLA CO/THE *	05.03.2031	750 MM	85.03	4.71	91	5.98	2k+1k	A+	US / Food	W/Tax, MWC (10bp), Global
US686330AN18	USD	2.250	ORIX CORP	09.03.2031	500 MM	84.50	5.10	130	5.92	2k+1k	BBB+	JP / Financial	W/Tax, Global
US00846UAN19	USD	2.300	AGILENT TECHNOLOGIES INC	12.03.2031	850 MM	84.77	5.09	130	5.92	2k+1k	BBB+	US / Healthcare	W/Tax, C 2030@100, MWC (15bp), Glob
US191216DE73	USD	1.375	COCA-COLA CO/THE *	15.03.2031	1.3 B	81.49	4.70	91	6.14	2k+1k	A+	US / Food	W/Tax, MWC (15bp), Global
US42225UAH77	USD	2.000	HEALTHCARE RLTY HLDGS LP	15.03.2031	800 MM	80.28	5.68	188	5.96	2k+1k	BBB	US / Real Estate	W/Tax, C 2030@100, MWC (25bp), Glob
US94106LBP31	USD	1.500	WASTE MANAGEMENT INC	15.03.2031	1 B	81.59	4.83	103	6.11	2k+1k	A-	US / Industrial	W/Tax, C 2030@100, MWC (12bp), Glob
US29736RAR12	USD	1.950	ESTEE LAUDER CO INC	15.03.2031	600 MM	83.58	4.93	114	6.01	2k+1k	A	US / Retail	W/Tax, C 2030@100, MWC (10bp), Glob
US49271VAN01	USD	2.250	KEURIG DR PEPPER INC	15.03.2031	500 MM	84.91	5.01	121	5.94	2k+1k	BBB	US / Food	W/Tax, C 2030@100, MWC (15bp), Glob

Yields are annualized.

See last page for abbreviations, explanations and disclaimer.

Isin	Ccy	Cpn	Issuer	Maturity	Amnt Out.	Ask	Yield	D/Swap	Durat.	Pieces ESG	Rating	Cty / Sector	Miscellaneous
US57636QAS30	USD	1.900	MASTERCARD INC	15.03.2031	600 MM	84.75	4.64	85	6.03	2k+1k	A+	US / Financial	W/Tax, C 2030@100, MWC (10bp), Glob
US969457BY52	USD	2.600	WILLIAMS COMPANIES INC	15.03.2031	1.5 B	85.84	5.21	141	5.87	2k+1k	BBB	US / Energy	W/Tax, C 2030@100, MWC (20bp), Glob
US125523CU21	USD	5.125	CIGNA GROUP/THE	15.05.2031	750 MM	100.66	5.07 c	127	5.63	2k+1k	BBB+	US / Healthcare	W/Tax, C 2031@100, MWC (15bp), Glob
US92343VGJ70	USD	2.550	VERIZON COMMUNICATIONS *	21.03.2031	3.7 B	86.03	5.11	131	5.90	2k+1k	BBB+	US / Telecom	W/Tax, C 2030@100, MWC (20bp), Glob
US452327AM11	USD	2.550	ILLUMINA INC	23.03.2031	500 MM	83.88	5.55	175	5.88	2k+1k	BBB-	US / Healthcare	W/Tax, C 2030@100, MWC (15bp), Glob
US25278XAR08	USD	3.125	DIAMONDBACK ENERGY INC	24.03.2031	788.6 MM	89.28	5.10	131	5.80	2k+1k	BBB- (wl+)	US / Energy	W/Tax, C 2030@100, MWC (25bp), Glob
US68389XCE31	USD	2.875	ORACLE CORP	25.03.2031	3.25 B	87.85	5.11	131	5.85	2k+1k	BBB	US / Technology	W/Tax, C 2030@100, MWC (20bp), Glob
US037735CZ84	USD	2.700	APPALACHIAN POWER CO	01.04.2031	500 MM	86.16	5.24	145	5.89	2k+1k	BBB+	US / Utilities	W/Tax, C 2031@100, MWC (20bp), Glob
US548661EA10	USD	2.625	LOWE'S COS INC	01.04.2031	1.5 B	86.52	5.09	129	5.91	2k+1k	BBB+	US / Retail	W/Tax, C 2031@100, MWC (15bp), Glob
US502431AT68	USD	5.250	L3HARRIS TECH INC	01.06.2031	750 MM	100.92	5.15 c	135	5.48	2k+1k	BBB	US / Industrial	W/Tax, C 2031@100, MWC (20bp), Glob
US842400JE48	USD	5.450	SOUTHERN CAL EDISON *	01.06.2031	750 MM	102.39	5.09 c	129	5.50	1k+1k	A-	US / Utilities	W/Tax, MBS, C 2031@100, MWC (15bp)
US478160CV47	USD	4.900	JOHNSON & JOHNSON *	01.06.2031	1.15 B	102.14	4.58 c	78	5.61	2k+1k	AAA	US / Healthcare	W/Tax, C 2031@100, MWC (10bp), Glob
US06368L3L88	USD	5.511	BANK OF MONTREAL	04.06.2031	800 MM	102.79	5.08 c	128	5.51	2k+1k	A-	CA / Banks	C 2031@100, MWC (15bp), Global
US571903BG74	USD	2.850	MARRIOTT INTERNATIONAL	15.04.2031	1.1 B	87.27	5.18	138	5.90	2k+1k	BBB	US / Leisure	W/Tax, Step Rtg, C 2031@100, MWC (25bp), Glob
US03027XBM11	USD	2.700	AMERICAN TOWER CORP *	15.04.2031	700 MM	86.31	5.20	140	5.93	2k+1k	BBB-	US / Real Estate	W/Tax, C 2031@100, MWC (20bp), Glob
US87264ABW45	USD	3.500	T-MOBILE USA INC	15.04.2031	2.4 B	91.55	5.06	126	5.79	2k+1k	BBB	US / Telecom	W/Tax, Dom., C 2026@101.75, MWC (50bp), Glob
US718547AU68	USD	5.250	PHILLIPS 66 CO	15.06.2031	600 MM	101.01	5.14 c	134	5.58	2k+1k	BBB+	US / Energy	W/Tax, C 2031@100, MWC (15bp), Glob
US45866FBA12	USD	5.250	INTERCONTINENTALEXCHANGE	15.06.2031	750 MM	102.42	4.88 c	108	5.56	2k+1k	A-	US / Financial	W/Tax, C 2031@100, MWC (15bp), Glob
US37045XEY85	USD	5.600	GENERAL MOTORS FINL CO *	18.06.2031	1 B	100.61	5.57 c	177	5.62	2k+1k	BBB	US / Auto	W/Tax, C 2031@100, MWC (25bp), Glob
US278642AY97	USD	2.600	EBAY INC	10.05.2031	750 MM	86.11	5.10	131	6.02	2k+1k	BBB+	US / Comm.	W/Tax, C 2031@100, MWC (15bp), Glob
USQ66345AB78	USD	4.700	NEWCASTLE COAL INFRASTRU	12.05.2031	446.9 MM	92.13	6.23	243	5.61	2k+1k	BBB+	AU / Basic Mat.	Secured, C 2031@100, MWC (50bp)
US023135BZ81	USD	2.100	AMAZON.COM INC *	12.05.2031	3 B	85.44	4.67	88	6.15	2k+1k	A+	US / Comm.	W/Tax, C 2031@100, MWC (10bp), Glob
US808513BS37	USD	2.300	CHARLES SCHWAB CORP	13.05.2031	750 MM	84.86	5.01	121	6.09	2k+1k	A-	US / Financial	W/Tax, C 2031@100, MWC (12bp), Glob
US29444UBS42	USD	2.500	EQUINIX INC	15.05.2031	1 B	85.20	5.17	137	6.05	2k+1k	BBB	US / Real Estate	W/Tax, Dom., C 2031@100, MWC (15bp), Glob
US084659BD28	USD	1.650	BERKSHIRE HATHAWAY ENERG	15.05.2031	500 MM	82.03	4.83	104	6.23	2k+1k	A-	US / Utilities	W/Tax, C 2031@100, MWC (15bp), Glob

Yields are annualized.

See last page for abbreviations, explanations and disclaimer.

Isin	Ccy	Cpn	Issuer	Maturity	Amnt Out.	Ask	Yield	D/Swap	Durat.	Pieces ESG	Rating	Cty / Sector	Miscellaneous
US620076BU23	USD	2.750	MOTOROLA SOLUTIONS INC	24.05.2031	850 MM	86.27	5.23	143	6.02	2k+1k	BBB	US / Telecom	W/Tax, C 2031@100, MWC (20bp), Glob
US00206RJY99	USD	2.750	AT&T INC *	01.06.2031	3 B	86.72	5.13	134	6.05	2k+1k	BBB	US / Telecom	W/Tax, C 2031@100, MWC (35bp), Glob
US95040QAM69	USD	2.800	WELLTOWER OP LLC	01.06.2031	750 MM	86.83	5.17	137	6.04	2k+1k	BBB+	US / Real Estate	W/Tax, C 2031@100, MWC (20bp), Glob
US37045XDL73	USD	2.700	GENERAL MOTORS FINL CO *	10.06.2031	1 B	84.10	5.59	179	6.06	2k+1k	BBB	US / Auto	W/Tax, C 2031@100, MWC (20bp), Glob
US92343EAM49	USD	2.700	VERISIGN INC	15.06.2031	750 MM	85.04	5.39	160	6.08	2k+1k	BBB-	US / Comm.	W/Tax, C 2031@100, MWC (20bp), Glob
US40434LAJ44	USD	2.650	HP INC *	17.06.2031	997.0 MM	85.87	5.17	138	6.11	2k+1k	BBB	US / Technology	W/Tax, C 2031@100, MWC (20bp), Glob
US438516CR55	USD	4.950	HONEYWELL INTERNATIONAL	01.09.2031	500 MM	101.66	4.72 c	93	5.71	2k+1k	A	US / Technology	W/Tax, C 2031@100, MWC (10bp), Glob
US404119CC14	USD	2.375	HCA INC	15.07.2031	850 MM	83.32	5.33	154	6.23	2k+1k	BBB-	US / Healthcare	W/Tax, C 2031@100, MWC (15bp), Glob
US00914AAAX00	USD	5.200	AIR LEASE CORP	15.07.2031	600 MM	99.01	5.44	165	5.75	2k+1k	BBB	US / Services	W/Tax, C 2031@100, MWC (20bp), Glob
7 to 10 years													
US28368EAD85	USD	7.800	KINDER MORGAN INC	01.08.2031	537.4 MM	115.03	5.28	149	5.32	1k+1k	BBB	US / Energy	W/Tax, Dom., MWC (25bp)
US037833EJ59	USD	1.700	APPLE INC *	05.08.2031	1 B	83.09	4.59	80	6.39	2k+1k	AA+	US / Technology	W/Tax, C 2031@100, MWC (10bp), Glob
US928563AL97	USD	2.200	VMWARE LLC	15.08.2031	1.5 B	82.75	5.21	142	6.27	2k+1k	BBB	US / Technology	W/Tax, C 2031@100, MWC (15bp), Glob
US117043AT65	USD	2.400	BRUNSWICK CORP *	18.08.2031	550 MM	80.94	5.80	200	6.20	2k+1k	BBB-	US / Leisure	W/Tax, C 2031@100, MWC (20bp), Glob
US89114TZJ41	USD	2.000	TORONTO-DOMINION BANK	10.09.2031	900 MM	82.99	4.91	112	6.40	2k+1k	A	CA / Banks	MWC (10bp), Global
US126650DR85	USD	2.125	CVS HEALTH CORP	15.09.2031	1 B	81.48	5.34	155	6.36	2k+1k	BBB	US / Healthcare	W/Tax, C 2031@100, MWC (15bp), Glob
US03027XBS80	USD	2.300	AMERICAN TOWER CORP *	15.09.2031	700 MM	83.21	5.21	141	6.33	2k+1k	BBB-	US / Real Estate	W/Tax, C 2031@100, MWC (15bp), Glob
US714046AN96	USD	2.250	REVVITY INC	15.09.2031	500 MM	82.75	5.24	144	6.33	2k+1k	BBB-	US / Healthcare	W/Tax, C 2031@100, MWC (15bp), Glob
US294429AT25	USD	2.350	EQUIFAX INC	15.09.2031	1 B	83.56	5.20	140	6.32	2k+1k	BBB	US / Services	W/Tax, C 2031@100, MWC (20bp), Glob
US931142ET65	USD	1.800	WALMART INC	22.09.2031	2 B	83.54	4.57	77	6.50	2k+1k	AA	US / Retail	W/Tax, C 2031@100, MWC (10bp), Glob
US47233JGT97	USD	2.625	JEFFERIES FIN GROUP INC	15.10.2031	1 B	82.56	5.67	188	6.31	5k+1k	BBB	US / Financial	W/Tax, C 2031@100, MWC (20bp), Glob
US50155QAL41	USD	3.150	KYNDRYL HOLDINGS INC	15.10.2031	648.4 MM	85.35	5.73	193	6.20	2k+1k	BBB-	US / Technology	W/Tax, C 2031@100, MWC (25bp), Glob
US36186CBY84	USD	8.000	ALLY FINANCIAL INC	01.11.2031	1.995 B	111.56	6.10	231	5.48	2k+1k	BBB-	US / Auto	W/Tax, Global
US04010LBC63	USD	3.200	ARES CAPITAL CORP	15.11.2031	700 MM	83.62	6.09	230	6.24	2k+1k	BBB-	US / Financial	W/Tax, Dom., C 2031@100, MWC (30bp), Glob
US59523UAW71	USD	5.300	MID-AMERICA APARTMENTS	15.02.2032	400 MM	101.43	5.13 c	134	6.00	2k+1k	A-	US / Real Estate	W/Tax, C 2031@100, MWC (15bp), Glob

Yields are annualized.

See last page for abbreviations, explanations and disclaimer.

Isin	Ccy	Cpn	Issuer	Maturity	Amnt Out.	Ask	Yield	D/Swap	Durat.	Pieces ESG	Rating	Cty / Sector	Miscellaneous
US37045XDS27	USD	3.100	GENERAL MOTORS FINL CO *	12.01.2032	1.25 B	85.58	5.56	176	6.45	2k+1k	BBB	US / Auto	W/Tax, C 2031@100, MWC (25bp), Glob
US28368EAE68	USD	7.750	KINDER MORGAN INC	15.01.2032	1.0 B	114.25	5.48	168	5.76	1k+1k	BBB	US / Energy	W/Tax, Dom., MWC (25bp)
US828807DQ71	USD	2.250	SIMON PROPERTY GROUP LP **	15.01.2032	700 MM	82.69	5.13	133	6.67	2k+1k	A-	US / Real Estate	W/Tax, C 2031@100, MWC (15bp), Glob
US00914AAS15	USD	2.875	AIR LEASE CORP	15.01.2032	750 MM	85.26	5.36	156	6.52	2k+1k	BBB	US / Services	W/Tax, C 2031@100, MWC (25bp), Glob
US742718FW49	USD	2.300	PROCTER & GAMBLE CO/THE *	01.02.2032	850 MM	87.04	4.39	59	6.66	2k+1k	AA-	US / Retail	W/Tax, MWC (10bp), Global
US444859BR26	USD	2.150	HUMANA INC	03.02.2032	750 MM	81.01	5.31	151	6.64	2k+1k	BBB	US / Healthcare	W/Tax, C 2031@100, MWC (15bp), Glob
US02209SBL60	USD	2.450	ALTRIA GROUP INC *	04.02.2032	1.75 B	82.40	5.39	160	6.56	2k+1k	BBB	US / Tobacco	W/Tax, C 2031@100, MWC (20bp), Glob
US04273WAC55	USD	2.950	ARROW ELECTRONICS INC	15.02.2032	500 MM	84.41	5.58	178	6.46	2k+1k	BBB-	US / Technology	W/Tax, C 2031@100, MWC (25bp), Glob
US039482AD67	USD	2.900	ARCHER-DANIELS-MIDLAND C	01.03.2032	750 MM	86.86	5.06	127	6.55	2k+1k	A	US / Food	W/Tax, C 2031@100, MWC (15bp), Glob
US620076BW88	USD	5.600	MOTOROLA SOLUTIONS INC	01.06.2032	600 MM	101.98	5.35 c	156	6.09	2k+1k	BBB	US / Telecom	W/Tax, C 2032@100, MWC (40bp), Glob
US89114TZV78	USD	3.200	TORONTO-DOMINION BANK	10.03.2032	1.5 B	88.06	5.18	138	6.49	2k+1k	A	CA / Banks	MWC (25bp), Global
US565849AB20	USD	6.800	MARATHON OIL CORP	15.03.2032	550 MM	110.10	5.25	145	5.87	1k+1k	BBB-(w/)	US / Energy	W/Tax, Dom., MWC (30bp)
US852060AT99	USD	8.750	SPRINT CAPITAL CORP	15.03.2032	1.998 B	121.46	5.37	157	5.62	1k+1k	BBB-	US / Telecom	W/Tax, MWC (45bp), Global
US084664DA63	USD	2.875	BERKSHIRE HATHAWAY FIN **	15.03.2032	1 B	89.05	4.64	85	6.62	2k+1k	AA	US / Insurance	W/Tax, C 2031@100, MWC (20bp), Glob
US03027XBW92	USD	4.050	AMERICAN TOWER CORP *	15.03.2032	650 MM	92.99	5.24	145	6.32	2k+1k	BBB-	US / Real Estate	W/Tax, C 2031@100, MWC (30bp), Glob
US110122DU92	USD	2.950	BRISTOL-MYERS SQUIBB CO	15.03.2032	1.75 B	87.51	4.99	120	6.58	2k+1k	A	US / Healthcare	W/Tax, C 2031@100, MWC (15bp), Glob
US98138HAJ05	USD	3.800	WORKDAY INC	01.04.2032	1.25 B	91.44	5.23	144	6.42	2k+1k	BBB	US / Technology	W/Tax, C 2032@100, MWC (25bp), Glob
US10112RBE36	USD	2.550	BOSTON PROPERTIES LP	01.04.2032	850 MM	79.54	5.99	219	6.65	1k+1k	BBB	US / Real Estate	W/Tax, C 2032@100, MWC (20bp), Glob
US91913YAE05	USD	7.500	VALERO ENERGY CORP	15.04.2032	728.7 MM	114.19	5.31	151	5.85	1k+1k	BBB	US / Energy	W/Tax, Dom., MWC (35bp)
US595112BS19	USD	2.703	MICRON TECHNOLOGY INC	15.04.2032	1 B	84.16	5.29	150	6.70	2k+1k	BBB-	US / Technology	W/Tax, C 2032@100, MWC (20bp), Glob
US15089QAP90	USD	6.379	CELANESE US HOLDINGS LLC	15.07.2032	1 B	104.27	5.77 c	198	6.06	2k+1k	BBB-	US / Chemical	W/Tax, Step Rtg, C 2032@100, MWC (50bp), Glob
US00108WAP59	USD	4.700	AEP TEXAS INC	15.05.2032	500 MM	96.12	5.38	159	6.35	2k+1k	BBB	US / Utilities	W/Tax, C 2032@100, MWC (30bp), Glob
US70450YAL74	USD	4.400	PAYPAL HOLDINGS INC **	01.06.2032	1 B	96.33	5.03	124	6.48	2k+1k	A-	US / Services	W/Tax, C 2032@100, MWC (25bp), Glob
US24422EWH88	USD	3.900	JOHN DEERE CAPITAL CORP	07.06.2032	500 MM	93.67	4.94	114	6.60	1k+1k	A	US / Industrial	W/Tax, Dom.
US459200KU40	USD	4.400	IBM CORP *	27.07.2032	750 MM	96.87	4.94	114	6.49	100k+1k	A-	US / Technology	W/Tax, C 2032@100, MWC (25bp), Glob

Yields are annualized.

See last page for abbreviations, explanations and disclaimer.

Isin	Ccy	Cpn	Issuer	Maturity	Amnt Out.	Ask	Yield	D/Swap	Durat.	Pieces ESG	Rating	Cty / Sector	Miscellaneous
US025537AW19	USD	5.950	AMERICAN ELECTRIC POWER	01.11.2032	500 MM	103.77	5.44 c	164	6.26	2k+1k	BBB	US / Utilities	W/Tax, C 2032@100, MWC (30bp), Glob
US842400HT35	USD	5.950	SOUTHERN CAL EDISON *	01.11.2032	750 MM	105.21	5.21 c	142	6.28	1k+1k	A-	US / Utilities	W/Tax, MBS, C 2032@100, MWC (30bp)
US458140CA64	USD	4.150	INTEL CORP *	05.08.2032	1.25 B	94.95	4.98	119	6.57	2k+1k	A-	US / Technology	W/Tax, C 2032@100, MWC (25bp), Glob
US037833EP10	USD	3.350	APPLE INC *	08.08.2032	1.5 B	92.09	4.59	79	6.78	2k+1k	AA+	US / Technology	W/Tax, C 2032@100, MWC (12bp), Glob
US68389XCJ28	USD	6.250	ORACLE CORP	09.11.2032	2.25 B	107.07	5.23 c	144	6.25	2k+1k	BBB	US / Technology	W/Tax, C 2032@100, MWC (35bp), Glob
US969457BZ28	USD	4.650	WILLIAMS COMPANIES INC	15.08.2032	1 B	96.36	5.28	148	6.46	2k+1k	BBB	US / Energy	W/Tax, C 2032@100, MWC (30bp), Glob
US26441CBT18	USD	4.500	DUKE ENERGY CORP	15.08.2032	1.15 B	95.05	5.33	154	6.49	2k+1k	BBB	US / Utilities	W/Tax, C 2032@100, MWC (30bp), Glob
US30303M8H84	USD	3.850	META PLATFORMS INC	15.08.2032	3.0 B	94.18	4.78	99	6.67	2k+1k	AA-	US / Comm.	W/Tax, C 2032@100, MWC (20bp), Glob
US20030NEB38	USD	5.500	COMCAST CORP	15.11.2032	1 B	103.44	5.04 c	124	6.41	2k+1k	A-	US / Comm.	W/Tax, C 2032@100, MWC (25bp), Glob
US25746UDR77	USD	5.375	DOMINION ENERGY INC	15.11.2032	850 MM	101.39	5.23 c	143	6.41	2k+1k	BBB	US / Utilities	W/Tax, C 2032@100, MWC (30bp), Glob
US718172CX57	USD	5.750	PHILIP MORRIS INTL INC	17.11.2032	1.5 B	103.40	5.29 c	150	6.35	2k+1k	A-	US / Tobacco	W/Tax, C 2032@100, MWC (30bp), Glob
US883556CU41	USD	4.950	THERMO FISHER SCIENTIFIC	21.11.2032	600 MM	100.57	4.92 c	113	6.69	2k+1k	A-	US / Healthcare	W/Tax, C 2032@100, MWC (20bp), Glob
US36267VAK98	USD	5.905	GE HEALTHCARE TECH INC	22.11.2032	1.7 B	104.26	5.32 c	152	6.34	100k+1k	BBB	US / Healthcare	W/Tax, C 2032@100, MWC (30bp), Glob
US254709AS70	USD	6.700	DISCOVER FINANCIAL SVS	29.11.2032	750 MM	106.61	5.75 c	196	6.19	2k+1k	BBB- (w/+)	US / Financial	W/Tax, C 2032@100, Global
US931142EY50	USD	4.150	WALMART INC	09.09.2032	1.25 B	97.59	4.56	76	6.69	2k+1k	AA	US / Retail	W/Tax, C 2032@100, MWC (15bp), Glob
US45866FAN42	USD	1.850	INTERCONTINENTALEXCHANGE	15.09.2032	1.5 B	79.22	5.05	126	7.25	2k+1k	A-	US / Financial	W/Tax, C 2032@100, MWC (20bp), Glob
US20825CAF14	USD	5.900	CONOCOPHILLIPS	15.10.2032	504.7 MM	106.48	4.99	120	6.42	1k+1k	A-	US / Energy	W/Tax, MWC (20bp), Global
US40434LAN55	USD	5.500	HP INC *	15.01.2033	1.1 B	102.00	5.27 c	147	6.55	2k+1k	BBB	US / Technology	W/Tax, C 2032@100, MWC (40bp), Glob
US29379VCD38	USD	5.350	ENTERPRISE PRODUCTS OPER	31.01.2033	1 B	102.15	5.09 c	130	6.47	1k+1k	A-	US / Energy	W/Tax, C 2032@100, MWC (25bp), Glob
US24703DBL47	USD	5.750	DELL INT LLC / EMC CORP **	01.02.2033	1 B	103.97	5.22 c	143	6.38	2k+1k	BBB	US / Technology	W/Tax, C 2032@100, MWC (35bp), Glob
US04686JAF84	USD	6.650	ATHENE HOLDING LTD	01.02.2033	400 MM	107.58	5.57 c	178	6.17	2k+1k	BBB+	US / Insurance	C 2032@100, MWC (45bp), Global
US458140CG35	USD	5.200	INTEL CORP **	10.02.2033	2.25 B	101.02	5.11 c	132	6.52	2k+1k	A-	US / Technology	W/Tax, C 2032@100, MWC (25bp), Glob
US718172DB29	USD	5.375	PHILIP MORRIS INTL INC	15.02.2033	2.25 B	100.98	5.30 c	150	6.48	2k+1k	A-	US / Tobacco	W/Tax, C 2032@100, MWC (30bp), Glob
US03740LAG77	USD	5.350	AON CORP/AON GLOBAL HOLD *	28.02.2033	750 MM	100.84	5.29 c	150	6.67	2k+1k	BBB	US / Insurance	W/Tax, C 2032@100, MWC (25bp), Glob
US715638DP43	USD	1.862	REPUBLIC OF PERU	01.12.2032	1 B	77.10	5.36	156	7.44	1k+1k	BBB-	PE / Sovereign	C 2032@100, MWC (15bp), Global

Yields are annualized.

See last page for abbreviations, explanations and disclaimer.

Isin	Ccy	Cpn	Issuer	Maturity	Amnt Out.	Ask	Yield	D/Swap	Durat.	Pieces ESG	Rating	Cty / Sector	Miscellaneous
US025537AX91	USD	5.625	AMERICAN ELECTRIC POWER	01.03.2033	850 MM	101.36	5.49 c	170	6.46	2k+1k	● BBB	US / Utilities	W/Tax, C 2032@100, MWC (30bp), Glob
US210385AC48	USD	5.800	CONSTELLATION EN GEN LLC	01.03.2033	600 MM	103.50	5.35 c	155	6.44	2k+1k	● BBB+	US / Utilities	W/Tax, C 2032@100, MWC (30bp), Glob
US487836BZ07	USD	5.250	KELLANOVA *	01.03.2033	400 MM	100.71	5.21 c	141	6.71	2k+1k	● BBB	US / Food	W/Tax, C 2032@100, MWC (25bp), Glob
US031162DR88	USD	5.250	AMGEN INC	02.03.2033	4.25 B	100.61	5.23 c	143	6.56	2k+1k	● BBB+	US / Healthcare	W/Tax, C 2032@100, MWC (25bp), Glob
US828807DU83	USD	5.500	SIMON PROPERTY GROUP LP *	08.03.2033	650 MM	102.30	5.22 c	143	6.52	2k+1k	● A-	US / Real Estate	W/Tax, C 2032@100, MWC (25bp), Glob
US458140AN04	USD	4.000	INTEL CORP *	15.12.2032	750 MM	93.65	4.99	120	6.94	2k+1k	● A-	US / Technology	W/Tax, MWC (20bp), Global
US42250PAE34	USD	5.250	HEALTHPEAK OP LLC	15.12.2032	750 MM	99.80	5.35	155	6.66	2k+1k	● BBB+	US / Real Estate	W/Tax, C 2032@100, MWC (30bp), Glob
US59156RAE80	USD	6.500	METLIFE INC *	15.12.2032	600 MM	110.23	5.05	126	6.48	1k+1k	● A-	US / Insurance	W/Tax, Dom., MWC (20bp)
US87612GAC50	USD	6.125	TARGA RESOURCES CORP	15.03.2033	900 MM	104.23	5.56 c	177	6.40	2k+1k	● BBB-	US / Energy	W/Tax, C 2032@100, MWC (40bp), Glob
US260543DG52	USD	6.300	DOW CHEMICAL CO/THE	15.03.2033	600 MM	106.71	5.37 c	157	6.39	2k+1k	● BBB	US / Chemical	W/Tax, C 2032@100, MWC (35bp), Glob
US03027XBZ24	USD	5.650	AMERICAN TOWER CORP *	15.03.2033	800 MM	102.03	5.42 c	162	6.50	2k+1k	● BBB-	US / Real Estate	W/Tax, C 2032@100, MWC (30bp), Glob
US125523CS74	USD	5.400	CIGNA GROUP/THE	15.03.2033	800 MM	101.62	5.23 c	143	6.56	2k+1k	● BBB+	US / Healthcare	W/Tax, C 2032@100, MWC (25bp), Glob
US969457CJ76	USD	5.650	WILLIAMS COMPANIES INC	15.03.2033	750 MM	102.34	5.37 c	157	6.50	2k+1k	● BBB	US / Energy	W/Tax, C 2032@100, MWC (30bp), Glob
US52532XAJ46	USD	5.750	LEIDOS INC	15.03.2033	750 MM	102.62	5.43 c	163	6.47	2k+1k	● BBB-	US / Technology	W/Tax, C 2032@100, MWC (30bp), Glob
US958667AE72	USD	6.150	WESTERN MIDSTREAM OPERAT	01.04.2033	750 MM	103.37	5.72 c	192	6.43	2k+1k	● BBB-	US / Energy	W/Tax, C 2033@100, MWC (40bp), Glob
US26442EAJ91	USD	5.250	DUKE ENERGY OHIO INC	01.04.2033	375 MM	101.50	5.09 c	130	6.64	2k+1k	● A	US / Utilities	W/Tax, MBS, C 2033@100, MWC (30bp)
US20030NBH35	USD	4.250	COMCAST CORP	15.01.2033	1.7 B	94.68	5.09	129	6.96	2k+1k	● A-	US / Comm.	W/Tax, MWC (20bp), Global
US26442CBJ27	USD	4.950	DUKE ENERGY CAROLINAS	15.01.2033	1.25 B	100.01	5.01	121	6.83	2k+1k	● A	US / Utilities	W/Tax, MBS, C 2032@100, MWC (20bp)
US74340XBT72	USD	4.625	PROLOGIS LP	15.01.2033	650 MM	97.06	5.12	132	6.89	2k+1k	● A-	US / Real Estate	W/Tax, C 2032@100, MWC (20bp), Glob
US87264ACV52	USD	5.200	T-MOBILE USA INC	15.01.2033	1.25 B	100.37	5.21	141	6.77	2k+1k	● BBB	US / Telecom	W/Tax, C 2032@100, MWC (30bp), Glob
XS2571923007	USD	7.125	ROMANIA	17.01.2033	1.6 B	106.63	6.20	241	6.36	2k+2k	● BBB-	RO / Sovereign	
US742718GA10	USD	4.050	PROCTER & GAMBLE CO/THE **	26.01.2033	850 MM	97.00	4.53	73	7.09	2k+1k	● AA-	US / Retail	W/Tax, MWC (10bp), Global
US78016FZX58	USD	5.000	ROYAL BANK OF CANADA *	01.02.2033	1.7 B	100.12	5.04	125	6.69	2k+1k	● A	CA / Banks	MWC (25bp), Global
US015271AV11	USD	1.875	ALEXANDRIA REAL ESTATE E	01.02.2033	1 B	76.77	5.37	157	7.50	2k+1k	● BBB+	US / Real Estate	W/Tax, C 2032@100, MWC (20bp), Glob
US459200KY61	USD	4.750	IBM CORP *	06.02.2033	750 MM	98.92	4.97	117	6.77	100k+1k	● A-	US / Technology	W/Tax, C 2032@100, MWC (20bp), Glob

Yields are annualized.

See last page for abbreviations, explanations and disclaimer.

Isin	Ccy	Cpn	Issuer	Maturity	Amnt Out.	Ask	Yield	D/Swap	Durat.	Pieces ESG	Rating	Cty / Sector	Miscellaneous
US10373QBU31	USD	4.812	BP CAP MARKETS AMERICA *	13.02.2033	2.25 B	98.19	5.14	134	6.76	1k+1k	● A-	US / Energy	W/Tax, C 2032@100, MWC (20bp), Glob
US50249AAL70	USD	5.625	LYB INT FINANCE III	15.05.2033	500 MM	102.73	5.29 c	150	6.68	2k+1k	● BBB	US / Chemical	W/Tax, C 2033@100, MWC (35bp), Glob
US30303M8N52	USD	4.950	META PLATFORMS INC	15.05.2033	1.75 B	101.44	4.80 c	100	6.85	2k+1k	● AA-	US / Comm.	W/Tax, C 2033@100, MWC (25bp), Glob
US126650DU15	USD	5.250	CVS HEALTH CORP	21.02.2033	1.75 B	98.80	5.50	170	6.65	2k+1k	● BBB	US / Healthcare	W/Tax, C 2032@100, MWC (25bp), Glob
US02343UAJ43	USD	5.625	AMCOR FINANCE USA INC	26.05.2033	500 MM	102.11	5.39 c	159	6.69	2k+1k	● BBB	US / Industrial	W/Tax, C 2033@100, MWC (35bp), Glob
US293791AF64	USD	6.875	ENTERPRISE PRODUCTS OPER	01.03.2033	500 MM	112.42	5.14	134	6.43	1k+1k	● A-	US / Energy	W/Tax, MWC (30bp), Global
US911312BZ82	USD	4.875	UNITED PARCEL SERVICE	03.03.2033	900 MM	99.79	4.96	117	6.82	2k+1k	● A	US / Transport	W/Tax, C 2032@100, MWC (15bp), Glob
US009158BF29	USD	4.800	AIR PRODUCTS & CHEMICALS	03.03.2033	600 MM	99.69	4.90	110	6.84	2k+1k	● A	US / Chemical	W/Tax, C 2032@100, MWC (15bp), Glob
US20030NAC56	USD	7.050	COMCAST CORP	15.03.2033	750 MM	113.54	5.16	136	6.43	1k+1k	● A-	US / Comm.	W/Tax, Dom., MWC (40bp)
US45866FAW41	USD	4.600	INTERCONTINENTALEXCHANGE	15.03.2033	1.5 B	97.01	5.09	130	6.90	2k+1k	● A-	US / Financial	W/Tax, C 2032@100, MWC (30bp), Glob
US694308KM84	USD	6.400	PACIFIC GAS & ELECTRIC	15.06.2033	1.15 B	105.23	5.71 c	191	6.58	2k+1k	● BBB	US / Utilities	W/Tax, MBS, C 2033@100, MWC (45bp)
US126117AX87	USD	5.500	CNA FINANCIAL CORP	15.06.2033	500 MM	101.20	5.40 c	160	6.77	2k+1k	● BBB	US / Insurance	W/Tax, C 2033@100, MWC (30bp), Glob
US026874DS37	USD	5.125	AMERICAN INTERNATIONAL **	27.03.2033	750 MM	99.68	5.24	144	6.81	2k+1k	● BBB	US / Insurance	W/Tax, C 2032@100, MWC (30bp), Glob
US845437BU53	USD	5.300	SOUTHWESTERN ELEC POWER	01.04.2033	350 MM	98.90	5.53	174	6.74	2k+1k	● BBB	US / Utilities	W/Tax, C 2033@100, MWC (30bp), Glob
US91086QAN88	USD	7.500	UNITED MEXICAN STATES	08.04.2033	769.9 MM	113.17	5.65	185	6.36	1k+1k	● BBB	MX / Sovereign	Global
US931142FD05	USD	4.100	WALMART INC	15.04.2033	1.5 B	96.60	4.63	83	7.13	2k+1k	● AA	US / Retail	W/Tax, C 2033@100, MWC (15bp), Glob
US59156RCE62	USD	5.375	METLIFE INC *	15.07.2033	1 B	102.06	5.15 c	135	6.90	2k+1k	● A-	US / Insurance	W/Tax, C 2033@100, MWC (25bp), Glob
US03027XCD03	USD	5.550	AMERICAN TOWER CORP *	15.07.2033	850 MM	101.52	5.40 c	160	6.84	2k+1k	● BBB-	US / Real Estate	W/Tax, C 2033@100, MWC (30bp), Glob
US502431AQ20	USD	5.400	L3HARRIS TECH INC	31.07.2033	1.5 B	100.79	5.36 c	156	6.74	2k+1k	● BBB	US / Industrial	W/Tax, C 2033@100, MWC (25bp), Glob
US21036PBP27	USD	4.900	CONSTELLATION BRANDS INC	01.05.2033	750 MM	97.65	5.31	151	6.94	2k+1k	● BBB-	US / Food	W/Tax, C 2033@100, MWC (25bp), Glob
US816851BR98	USD	5.500	SEMPRA	01.08.2033	700 MM	101.34	5.38 c	158	6.71	2k+1k	● BBB	US / Utilities	W/Tax, C 2033@100, MWC (30bp), Glob
US78016HZQ63	USD	5.000	ROYAL BANK OF CANADA *	02.05.2033	900 MM	100.57	4.98	118	6.95	2k+1k	● A	CA / Banks	MWC (25bp), Global
US037833EV87	USD	4.300	APPLE INC **	10.05.2033	1 B	100.10	4.33	53	7.19	2k+1k	● AA+	US / Technology	W/Tax, C 2033@100, MWC (12bp), Glob
US45687VAB27	USD	5.700	INGERSOLL RAND INC	14.08.2033	1 B	103.84	5.22 c	142	6.73	2k+1k	● BBB	US / Industrial	W/Tax, C 2033@100, MWC (30bp), Glob
US745867AP60	USD	6.375	PULTEGROUP INC	15.05.2033	400 MM	107.48	5.37	157	6.67	1k+1k	● BBB	US / Industrial	W/Tax, Dom., MWC (25bp)

Yields are annualized.

See last page for abbreviations, explanations and disclaimer.

Isin	Ccy	Cpn	Issuer	Maturity	Amnt Out.	Ask	Yield	D/Swap	Durat.	Pieces ESG	Rating	Cty / Sector	Miscellaneous
US478160AL82	USD	4.950	JOHNSON & JOHNSON *	15.05.2033	500 MM	103.75	4.48	68	7.05	1k+1k	AAA	US / Healthcare	W/Tax, Global
US20030NEE76	USD	4.800	COMCAST CORP	15.05.2033	1 B	98.53	5.07	127	7.02	2k+1k	A-	US / Comm.	W/Tax, C 2033@100, MWC (20bp), Glob
US30040WUAU27	USD	5.125	EVERSOURCE ENERGY	15.05.2033	800 MM	97.53	5.56	176	6.90	2k+1k	BBB	US / Utilities	W/Tax, C 2033@100, MWC (25bp), Glob
US61945CAD56	USD	5.450	MOSAIC CO	15.11.2033	500 MM	100.53	5.44 c	165	6.85	2k+1k	BBB	US / Chemical	W/Tax, Dom., C 2033@100, MWC (30bp), Glob
US716973AE24	USD	4.750	PFIZER INVESTMENT ENTER *	19.05.2033	5 B	98.61	5.01	121	7.05	2k+1k	A	US / Healthcare	W/Tax, C 2033@100, MWC (20bp), Glob
US126650DY37	USD	5.300	CVS HEALTH CORP	01.06.2033	1.25 B	98.81	5.55	175	6.91	2k+1k	BBB	US / Healthcare	W/Tax, C 2033@100, MWC (25bp), Glob
US677415CV13	USD	5.000	OHIO POWER COMPANY	01.06.2033	400 MM	98.05	5.35	155	6.99	2k+1k	BBB+	US / Utilities	W/Tax, C 2033@100, MWC (25bp), Glob
US682680BL63	USD	6.050	ONEOK INC	01.09.2033	1.5 B	104.31	5.50 c	170	6.67	2k+1k	BBB	US / Energy	W/Tax, C 2033@100, MWC (30bp), Glob
US718172DE67	USD	5.625	PHILIP MORRIS INTL INC	07.09.2033	1 B	102.41	5.35 c	155	6.79	2k+1k	A-	US / Tobacco	W/Tax, C 2033@100, MWC (25bp), Glob
US842587DR51	USD	5.200	SOUTHERN CO *	15.06.2033	750 MM	99.51	5.34	154	6.99	2k+1k	BBB	US / Utilities	W/Tax, C 2032@100, MWC (30bp), Glob
US46124HAG11	USD	5.200	INTUIT INC	15.09.2033	1.25 B	102.05	4.97 c	117	6.94	2k+1k	A-	US / Technology	W/Tax, C 2033@100, MWC (15bp), Glob
US26441CBZ77	USD	5.750	DUKE ENERGY CORP	15.09.2033	600 MM	103.04	5.39 c	159	6.78	2k+1k	BBB	US / Utilities	W/Tax, C 2033@100, MWC (25bp), Glob
US759351AR05	USD	6.000	REINSURANCE GRP OF AMER	15.09.2033	400 MM	103.83	5.52 c	172	6.72	2k+1k	BBB+	US / Insurance	W/Tax, C 2033@100, MWC (40bp), Glob
US595112CB74	USD	5.875	MICRON TECHNOLOGY INC	15.09.2033	900 MM	103.57	5.44 c	164	6.75	2k+1k	BBB-	US / Technology	W/Tax, C 2033@100, MWC (40bp), Glob
US718547AR30	USD	5.300	PHILLIPS 66 CO	30.06.2033	900 MM	100.03	5.37	157	7.01	2k+1k	BBB+	US / Energy	W/Tax, C 2033@100, MWC (30bp), Glob
US744538AF64	USD	5.350	PUB SVC NEW HAMP	01.10.2033	600 MM	102.18	5.11 c	131	6.93	2k+1k	A+	US / Utilities	W/Tax, MBS, C 2033@100, MWC (20bp)
US13607LWW98	USD	6.092	CANADIAN IMPERIAL BANK	03.10.2033	1.1 B	105.35	5.40 c	160	6.76	2k+1k	A-	CA / Banks	C 2033@100, MWC (25bp), Global
US35137LAN55	USD	6.500	FOX CORP *	13.10.2033	1.25 B	106.14	5.70 c	190	6.69	2k+1k	BBB	US / Comm.	W/Tax, C 2033@100, MWC (30bp), Glob
US87264ACY91	USD	5.050	T-MOBILE USA INC	15.07.2033	2.6 B	99.07	5.25	145	7.11	2k+1k	BBB	US / Telecom	W/Tax, C 2033@100, MWC (25bp), Glob
US637417AS53	USD	5.600	NNN REIT INC	15.10.2033	500 MM	101.00	5.53 c	173	6.88	2k+1k	BBB+	US / Real Estate	W/Tax, C 2033@100, MWC (30bp), Glob
US257469AJ58	USD	5.250	DOMINION ENERGY INC	01.08.2033	510 MM	100.03	5.31	151	6.91	1k+1k	BBB	US / Utilities	W/Tax, Dom., MWC (25bp), Put
US372460AD76	USD	6.875	GENUINE PARTS CO	01.11.2033	375 MM	111.01	5.39 c	159	6.70	2k+1k	BBB	US / Auto	W/Tax, C 2033@100, MWC (35bp), Glob
US02209SBR31	USD	6.875	ALTRIA GROUP INC *	01.11.2033	500 MM	109.93	5.54 c	174	6.69	2k+1k	BBB	US / Tobacco	W/Tax, C 2033@100, MWC (35bp), Glob
US92343VEA89	USD	4.500	VERIZON COMMUNICATIONS *	10.08.2033	2.1 B	95.27	5.23	143	7.13	2k+1k	BBB+	US / Telecom	W/Tax, MWC (25bp), Global
US494550AQ90	USD	7.300	KINDER MORGAN ENER PART	15.08.2033	500 MM	112.99	5.54	174	6.55	1k+1k	BBB	US / Energy	W/Tax, MWC (30bp), Global

Yields are annualized.

See last page for abbreviations, explanations and disclaimer.

Isin	Ccy	Cpn	Issuer	Maturity	Amnt Out.	Ask	Yield	D/Swap	Durat.	Pieces ESG	Rating	Cty / Sector	Miscellaneous
US98389BBA70	USD	5.450	XCEL ENERGY INC	15.08.2033	800 MM	100.05	5.52	172	6.90	2k+1k	● BBB	US / Utilities	W/Tax, C 2033@100, MWC (25bp), Glob
US039482AE41	USD	4.500	ARCHER-DANIELS-MIDLAND C	15.08.2033	500 MM	96.56	5.04	124	7.16	2k+1k	● A	US / Food	W/Tax, C 2033@100, MWC (20bp), Glob
US26444HAQ48	USD	5.875	DUKE ENERGY FLORIDA LLC	15.11.2033	600 MM	105.72	5.14 c	134	6.94	2k+1k	● A	US / Utilities	W/Tax, MBS, C 2033@100, MWC (20bp)
US110122DZ89	USD	5.900	BRISTOL-MYERS SQUIBB CO	15.11.2033	1 B	106.16	5.11 c	131	6.95	2k+1k	● A	US / Healthcare	W/Tax, C 2033@100, MWC (20bp), Glob
US832696AX63	USD	6.200	JM SMUCKER CO	15.11.2033	1 B	106.76	5.32 c	152	6.87	2k+1k	● BBB	US / Food	W/Tax, C 2033@100, MWC (25bp), Glob
US03027XCF50	USD	5.900	AMERICAN TOWER CORP *	15.11.2033	750 MM	103.89	5.42 c	162	6.92	2k+1k	● BBB-	US / Real Estate	W/Tax, C 2033@100, MWC (25bp), Glob
US15089QAY08	USD	6.700	CELANESE US HOLDINGS LLC	15.11.2033	1 B	106.62	5.83 c	203	6.72	2k+1k	● BBB-	US / Chemical	W/Tax, Step Rtg, C 2033@100, MWC (40bp), Glob
US053484AE16	USD	5.300	AVALONBAY COMMUNITIES	07.12.2033	400 MM	100.59	5.29 c	148	7.11	2k+1k	● A-	US / Real Estate	W/Tax, C 2033@100, MWC (20bp), Glob
US24422EXE49	USD	5.150	JOHN DEERE CAPITAL CORP	08.09.2033	1 B	101.63	4.99	119	7.08	1k+1k	● A	US / Industrial	W/Tax, Global
US10373QBV14	USD	4.893	BP CAP MARKETS AMERICA *	11.09.2033	1.5 B	98.65	5.14	134	7.13	1k+1k	● A-	US / Energy	W/Tax, C 2033@100, MWC (25bp), Glob
US20826FBF27	USD	5.050	CONOCOPHILLIPS COMPANY	15.09.2033	1 B	100.51	5.04	124	7.12	2k+1k	● A-	US / Energy	W/Tax, C 2033@100, MWC (20bp), Glob
US98389BBB53	USD	5.500	XCEL ENERGY INC	15.03.2034	800 MM	100.41	5.51 c	171	7.24	2k+1k	● BBB	US / Utilities	W/Tax, C 2033@100, MWC (20bp), Glob
US842587DT18	USD	5.700	SOUTHERN CO *	15.03.2034	1.1 B	103.10	5.34 c	154	6.95	2k+1k	● BBB	US / Utilities	W/Tax, C 2033@100, MWC (25bp), Glob
US731011AV42	USD	4.875	REPUBLIC OF POLAND	04.10.2033	2.5 B	98.55	5.14	134	7.20	1k+1k	● A-	PL / Sovereign	C 2033@100, Global
US37045XEP78	USD	6.100	GENERAL MOTORS FINL CO **	07.01.2034	1.5 B	102.23	5.87 c	207	6.96	2k+1k	● BBB	US / Auto	W/Tax, C 2033@100, MWC (30bp), Glob
US21871XAS80	USD	5.750	COREBRIDGE FINANCIAL INC	15.01.2034	750 MM	101.97	5.55 c	175	7.09	2k+1k	● BBB	US / Insurance	W/Tax, C 2033@100, MWC (25bp), Glob
US828807DW40	USD	6.250	SIMON PROPERTY GROUP LP *	15.01.2034	500 MM	107.21	5.32 c	152	7.02	2k+1k	● A-	US / Real Estate	W/Tax, C 2033@100, MWC (30bp), Glob
US210385AD21	USD	6.125	CONSTELLATION EN GEN LLC	15.01.2034	500 MM	105.61	5.42 c	162	7.04	2k+1k	● BBB+	US / Utilities	W/Tax, C 2033@100, MWC (25bp), Glob
US87264ADC62	USD	5.750	T-MOBILE USA INC	15.01.2034	1 B	104.23	5.24 c	143	7.13	2k+1k	● BBB	US / Telecom	W/Tax, C 2033@100, MWC (25bp), Glob
US595620AX34	USD	5.350	MIDAMERICAN ENERGY CO	15.01.2034	350 MM	103.03	5.00 c	120	7.23	2k+1k	● A	US / Utilities	W/Tax, MBS, C 2033@100, MWC (20bp)
US883556DB50	USD	5.200	THERMO FISHER SCIENTIFIC	31.01.2034	500 MM	102.57	4.91 c	111	7.06	2k+1k	● A-	US / Healthcare	W/Tax, C 2033@100, MWC (15bp), Glob
US695114DD77	USD	5.450	PACIFICORP	15.02.2034	1.1 B	100.49	5.45 c	165	7.16	2k+1k	● A	US / Utilities	W/Tax, MBS, C 2033@100, MWC (25bp)
US63111XAJ00	USD	5.550	NASDAQ INC	15.02.2034	1.25 B	101.77	5.38 c	157	7.03	2k+1k	● BBB	US / Financial	W/Tax, C 2033@100, MWC (30bp), Glob
US00206RMT67	USD	5.400	AT&T INC *	15.02.2034	2.75 B	101.19	5.31 c	150	7.08	2k+1k	● BBB	US / Telecom	W/Tax, C 2033@100, MWC (30bp), Glob
US715638AP79	USD	8.750	REPUBLIC OF PERU	21.11.2033	2.2 B	122.71	5.67	186	6.57	1k+1k	● BBB-	PE / Sovereign	Global

Yields are annualized.

See last page for abbreviations, explanations and disclaimer.

Isin	Ccy	Cpn	Issuer	Maturity	Amnt Out.	Ask	Yield	D/Swap	Durat.	Pieces ESG	Rating	Cty / Sector	Miscellaneous
US110122EH72	USD	5.200	BRISTOL-MYERS SQUIBB CO	22.02.2034	2.5 B	100.98	5.13 c	133	7.16	2k+1k	A	US / Healthcare	W/Tax, C 2033@100, MWC (15bp), Glob
US17275RBT86	USD	5.050	CISCO SYSTEMS INC *	26.02.2034	2.5 B	101.09	4.96 c	116	7.23	2k+1k	A+	US / Telecom	W/Tax, C 2033@100, MWC (15bp), Glob
US00206RMM15	USD	2.550	AT&T INC *	01.12.2033	3.7 B	80.70	5.25	145	7.98	2k+1k	BBB	US / Telecom	W/Tax, C 2033@100, MWC (25bp), Glob
US03740MAD20	USD	5.450	AON NORTH AMERICA INC *	01.03.2034	1.75 B	100.80	5.41 c	161	7.10	2k+1k	BBB	US / Insurance	W/Tax, C 2033@100, MWC (20bp), Glob
US26443TAE64	USD	5.250	DUKE ENERGY INDIANA LLC	01.03.2034	300 MM	101.45	5.12 c	131	7.18	2k+1k	A	US / Utilities	W/Tax, MBS, C 2033@100, MWC (15bp)
US22822VBE02	USD	5.800	CROWN CASTLE INC	01.03.2034	750 MM	102.79	5.49 c	169	7.01	2k+1k	BBB-	US / Real Estate	W/Tax, C 2033@100, MWC (25bp), Glob
US478160BJ28	USD	4.375	JOHNSON & JOHNSON *	05.12.2033	850 MM	99.70	4.46	66	7.56	2k+1k	AAA	US / Healthcare	W/Tax, C 2033@100, MWC (10bp), Glob
US49271VAV27	USD	5.300	KEURIG DR PEPPER INC	15.03.2034	650 MM	100.76	5.26 c	146	7.32	2k+1k	BBB	US / Food	W/Tax, C 2033@100, MWC (20bp), Glob
US29364WBM91	USD	5.350	ENTERGY LOUISIANA LLC	15.03.2034	500 MM	100.76	5.32 c	151	7.17	1k+1k	A	US / Utilities	W/Tax, MBS, C 2033@100, MWC (20bp)
US902494BM45	USD	5.700	TYSON FOODS INC *	15.03.2034	900 MM	101.25	5.60 c	180	7.05	2k+1k	BBB	US / Food	W/Tax, C 2033@100, MWC (25bp), Glob
US00287YDU01	USD	5.050	ABBVIE INC *	15.03.2034	3 B	100.57	5.04 c	123	7.26	2k+1k	A-	US / Healthcare	W/Tax, C 2033@100, MWC (12bp), Glob
US571748BW16	USD	5.150	MARSH & MCLENNAN COS INC	15.03.2034	500 MM	101.26	5.04 c	124	7.22	2k+1k	A-	US / Insurance	W/Tax, C 2033@100, MWC (15bp), Glob
US75513ECW93	USD	6.100	RTX CORP	15.03.2034	1.5 B	106.42	5.29 c	149	7.02	2k+1k	BBB+	US / Industrial	W/Tax, C 2033@100, MWC (25bp), Glob
US444859BY76	USD	5.950	HUMANA INC	15.03.2034	850 MM	103.62	5.53 c	172	7.02	2k+1k	BBB	US / Healthcare	W/Tax, C 2033@100, MWC (25bp), Glob
US209111GF42	USD	5.500	CON EDISON CO OF NY INC	15.03.2034	600 MM	103.11	5.14 c	134	7.16	2k+1k	A-	US / Utilities	W/Tax, C 2033@100, MWC (20bp), Glob
US134429BP34	USD	5.400	CAMPBELL SOUP CO	21.03.2034	1 B	100.75	5.37 c	156	7.32	2k+1k	BBB-	US / Food	W/Tax, C 2033@100, MWC (20bp), Glob
US87612GAF81	USD	6.500	TARGA RESOURCES CORP	30.03.2034	1 B	107.77	5.51 c	171	6.95	2k+1k	BBB-	US / Energy	W/Tax, C 2033@100, MWC (30bp), Glob
US30040WAX65	USD	5.500	EVERSOURCE ENERGY	01.01.2034	650 MM	99.72	5.61	181	7.24	2k+1k	BBB	US / Utilities	W/Tax, C 2033@100, MWC (25bp), Glob
US037735DB08	USD	5.650	APPALACHIAN POWER CO	01.04.2034	400 MM	101.22	5.56 c	175	7.10	2k+1k	BBB+	US / Utilities	W/Tax, C 2034@100, MWC (20bp), Glob
US565849AR71	USD	5.700	MARATHON OIL CORP	01.04.2034	600 MM	103.51	5.29 c	149	7.14	1k+1k	BBB- (wl+)	US / Energy	W/Tax, C 2034@100, MWC (25bp), Glob
US744573AZ90	USD	5.450	PUBLIC SERVICE ENTERPRIS	01.04.2034	500 MM	100.96	5.39 c	159	7.18	2k+1k	BBB	US / Utilities	W/Tax, C 2034@100, MWC (20bp), Glob
US37045XEV47	USD	5.950	GENERAL MOTORS FINL CO *	04.04.2034	1.25 B	101.02	5.89 c	209	7.02	2k+1k	BBB	US / Auto	W/Tax, C 2034@100, MWC (25bp), Glob
US29250NCC74	USD	5.625	ENBRIDGE INC *	05.04.2034	1.2 B	101.99	5.42 c	162	7.13	2k+1k	BBB	CA / Energy	C 2034@100, MWC (20bp), Global
US02665WEZ05	USD	4.900	AMERICAN HONDA FINANCE	10.01.2034	750 MM	98.54	5.16	136	7.45	2k+1k	A-	US / Auto	W/Tax, MWC (15bp), Global
US47233WEJ45	USD	6.200	JEFFERIES FIN GROUP INC	14.04.2034	1.5 B	102.61	5.92 c	212	7.00	1k+1k	BBB	US / Financial	W/Tax, C 2034@100, MWC (25bp), Glob

Yields are annualized.

See last page for abbreviations, explanations and disclaimer.

Isin	Ccy	Cpn	Issuer	Maturity	Amnt Out.	Ask	Yield	D/Swap	Durat.	Pieces ESG	Rating	Cty / Sector	Miscellaneous
US842400ES88	USD	6.000	SOUTHERN CAL EDISON *	15.01.2034	525 MM	105.51	5.32	152	7.21	1k+1k	● A-	US / Utilities	W/Tax, MBS, Dom., MWC (20bp)
US26442CBM55	USD	4.850	DUKE ENERGY CAROLINAS	15.01.2034	575 MM	98.45	5.12	132	7.48	2k+1k	● A	US / Utilities	W/Tax, MBS, C 2033@100, MWC (15bp)
US438516CM68	USD	4.500	HONEYWELL INTERNATIONAL	15.01.2034	1 B	97.30	4.92	111	7.59	2k+1k	● A	US / Technology	W/Tax, C 2033@100, MWC (20bp), Glob
US742718GG89	USD	4.550	PROCTER & GAMBLE CO/THE *	29.01.2034	750 MM	99.40	4.68	88	7.47	2k+1k	● AA-	US / Retail	W/Tax, MWC (10bp), Global
XS2756521303	USD	6.375	ROMANIA	30.01.2034	2 B	101.29	6.29	248	6.84	2k+2k	● BBB-	RO / Sovereign	
US29379VCF85	USD	4.850	ENTERPRISE PRODUCTS OPER	31.01.2034	1 B	98.68	5.09	128	7.32	1k+1k	● A-	US / Energy	W/Tax, C 2033@100, MWC (15bp), Glob
US983024AG50	USD	6.500	WYETH LLC *	01.02.2034	750 MM	111.32	5.05	125	6.99	1k+1k	● A	US / Healthcare	W/Tax, Dom., Step Rtg, MWC (30bp)
US494553AE00	USD	5.400	KINDER MORGAN INC	01.02.2034	1 B	99.82	5.50	169	7.17	2k+1k	● BBB	US / Energy	W/Tax, C 2033@100, MWC (25bp), Glob
US78016HZW32	USD	5.150	ROYAL BANK OF CANADA *	01.02.2034	1.25 B	101.01	5.08	127	7.26	2k+1k	● A	CA / Banks	MWC (20bp), Global
US06418JAC53	USD	5.650	BANK OF NOVA SCOTIA *	01.02.2034	850 MM	103.54	5.24	144	7.08	2k+1k	● A-	CA / Banks	MWC (25bp), Global
US449276AE42	USD	4.900	IBM INTERNAT CAPITAL *	05.02.2034	1 B	98.49	5.17	136	7.34	100k+1k	● A-	US / Technology	W/Tax, C 2033@100, MWC (15bp), Glob
US075887CS63	USD	5.110	BECTON DICKINSON & CO	08.02.2034	550 MM	99.32	5.27	146	7.28	1k+1k	● BBB	US / Healthcare	W/Tax, C 2033@100, MWC (15bp), Glob
US718172DJ54	USD	5.250	PHILIP MORRIS INTL INC	13.02.2034	1.75 B	99.62	5.37	157	7.25	2k+1k	● A-	US / Tobacco	W/Tax, C 2033@100, MWC (25bp), Glob
US29736RAV24	USD	5.000	ESTEE LAUDER CO INC	14.02.2034	650 MM	99.39	5.15	134	7.34	2k+1k	● A	US / Retail	W/Tax, C 2033@100, MWC (15bp), Glob
US418056BA46	USD	6.050	HASBRO INC	14.05.2034	500 MM	101.45	5.94 c	213	7.10	2k+1k	● BBB	US / Retail	W/Tax, C 2034@100, MWC (25bp), Glob
US260543DJ91	USD	5.150	DOW CHEMICAL CO/THE	15.02.2034	600 MM	98.98	5.36	155	7.27	2k+1k	● BBB	US / Chemical	W/Tax, C 2033@100, MWC (20bp), Glob
US775109DF56	USD	5.300	ROGERS COMMUNICATIONS IN	15.02.2034	1.25 B	99.34	5.46	166	7.22	2k+1k	● BBB-	CA / Telecom	C 2033@100, MWC (20bp), Global
US756109CG72	USD	5.125	REALTY INCOME CORP	15.02.2034	800 MM	98.69	5.37	157	7.25	2k+1k	● A-	US / Real Estate	W/Tax, C 2033@100, MWC (20bp), Glob
US539830CA58	USD	4.750	LOCKHEED MARTIN CORP *	15.02.2034	850 MM	98.83	4.96	116	7.43	2k+1k	● A-	US / Industrial	W/Tax, C 2033@100, MWC (20bp), Glob
US209111GH08	USD	5.375	CON EDISON CO OF NY INC	15.05.2034	400 MM	101.89	5.19 c	138	7.34	2k+1k	● A-	US / Utilities	W/Tax, C 2034@100, MWC (15bp), Glob
US694308KR71	USD	5.800	PACIFIC GAS & ELECTRIC	15.05.2034	1.1 B	101.04	5.73 c	193	7.10	2k+1k	● BBB	US / Utilities	W/Tax, MBS, C 2034@100, MWC (25bp)
US277432AY69	USD	5.625	EASTMAN CHEMICAL CO	20.02.2034	750 MM	100.38	5.65	185	7.15	2k+1k	● BBB	US / Chemical	W/Tax, C 2033@100, MWC (25bp), Glob
US458140CL20	USD	5.150	INTEL CORP *	21.02.2034	900 MM	99.95	5.22	142	7.31	2k+1k	● A-	US / Technology	W/Tax, C 2033@100, MWC (15bp), Glob
US49803XAE31	USD	5.500	KITE REALTY GROUP LP	01.03.2034	350 MM	99.26	5.68	187	7.16	2k+1k	● BBB	US / Real Estate	W/Tax, C 2033@100, MWC (30bp), Glob
US478160CW20	USD	4.950	JOHNSON & JOHNSON *	01.06.2034	850 MM	102.37	4.69 c	89	7.53	2k+1k	● AAA	US / Healthcare	W/Tax, C 2034@100, MWC (10bp), Glob

Yields are annualized.

See last page for abbreviations, explanations and disclaimer.

Isin	Ccy	Cpn	Issuer	Maturity	Amnt Out.	Ask	Yield	D/Swap	Durat.	Pieces ESG	Rating	Cty / Sector	Miscellaneous
US053484AF80	USD	5.350	AVALONBAY COMMUNITIES	01.06.2034	400 MM	101.31	5.24 c	144	7.36	2k+1k	A-	US / Real Estate	W/Tax, C 2034@100, MWC (15bp), Glob
US20030NEJ63	USD	5.300	COMCAST CORP	01.06.2034	1.3 B	101.42	5.18 c	137	7.40	2k+1k	A-	US / Comm.	W/Tax, C 2034@100, MWC (15bp), Glob
US233331BL01	USD	5.850	DTE ENERGY CO	01.06.2034	850 MM	102.95	5.52 c	172	7.21	2k+1k	BBB	US / Utilities	W/Tax, C 2034@100, MWC (20bp), Glob
US191098AP76	USD	5.450	COCA-COLA CONSOLIDATED	01.06.2034	500 MM	102.26	5.21 c	141	7.36	2k+1k	BBB+	US / Food	W/Tax, C 2034@100, MWC (20bp), Glob
US67021CAV90	USD	5.400	NSTAR ELECTRIC CO	01.06.2034	600 MM	101.87	5.22 c	141	7.36	2k+1k	A	US / Utilities	W/Tax, C 2034@100, MWC (15bp), Glob
US09290DAB73	USD	5.000	BLACKROCK FUNDING INC	14.03.2034	1 B	100.38	5.01	120	7.43	2k+1k	AA-	US / Financial	W/Tax, C 2033@100, MWC (15bp), Glob
US12527GAF00	USD	5.150	CF INDUSTRIES INC	15.03.2034	750 MM	97.81	5.52	171	7.34	2k+1k	BBB	US / Chemical	W/Tax, Dom., MWC (25bp)
US88339WAC01	USD	5.150	WILLIAMS COMPANIES INC	15.03.2034	1 B	98.88	5.37	156	7.28	2k+1k	BBB	US / Energy	W/Tax, C 2033@100, MWC (20bp), Glob
US036752AZ60	USD	5.375	ELEVANCE HEALTH INC	15.06.2034	1 B	101.31	5.27 c	146	7.40	1k+1k	BBB	US / Healthcare	W/Tax, C 2034@100, MWC (15bp), Glob
US29390XAA28	USD	5.500	EQUINIX EU 2 FINANCING C	15.06.2034	750 MM	101.22	5.41 c	160	7.35	2k+1k	BBB	US / Real Estate	W/Tax, C 2034@100, MWC (20bp), Glob
US00115AAR05	USD	5.150	AEP TRANSMISSION CO LLC	01.04.2034	450 MM	99.64	5.26	146	7.39	2k+1k	BBB+	US / Utilities	W/Tax, C 2034@100, MWC (20bp), Glob
US404119CU12	USD	5.600	HCA INC	01.04.2034	1.3 B	100.55	5.60	179	7.23	2k+1k	BBB-	US / Healthcare	W/Tax, C 2034@100, MWC (25bp), Glob
US92277GAX51	USD	5.625	VENTAS REALTY LP	01.07.2034	500 MM	101.29	5.52 c	172	7.32	2k+1k	BBB+	US / Real Estate	W/Tax, C 2034@100, MWC (20bp), Glob
US04273WAE12	USD	5.875	ARROW ELECTRONICS INC	10.04.2034	500 MM	100.05	5.95	215	7.19	2k+1k	BBB-	US / Technology	W/Tax, C 2034@100, MWC (25bp), Glob
US10373QBW96	USD	4.989	BP CAP MARKETS AMERICA *	10.04.2034	1 B	98.92	5.20	139	7.40	1k+1k	A-	US / Energy	W/Tax, C 2034@100, MWC (15bp), Glob
US24422EXP95	USD	5.100	JOHN DEERE CAPITAL CORP	11.04.2034	1 B	101.13	5.01	121	7.48	1k+1k	A	US / Industrial	W/Tax, Dom.
US91324PFB31	USD	5.000	UNITEDHEALTH GROUP INC	15.04.2034	1.25 B	99.57	5.12	131	7.48	2k+1k	A	US / Healthcare	W/Tax, C 2034@100, MWC (15bp), Glob
US620076BZ10	USD	5.400	MOTOROLA SOLUTIONS INC	15.04.2034	900 MM	100.55	5.40	159	7.35	2k+1k	BBB	US / Telecom	W/Tax, C 2034@100, MWC (20bp), Glob
US24703DBN03	USD	5.400	DELL INT LLC / EMC CORP *	15.04.2034	1 B	100.33	5.43	162	7.34	2k+1k	BBB	US / Technology	W/Tax, C 2034@100, MWC (20bp), Glob
US87264ADF93	USD	5.150	T-MOBILE USA INC	15.04.2034	1.25 B	99.71	5.25	145	7.45	2k+1k	BBB	US / Telecom	W/Tax, C 2034@100, MWC (20bp), Glob
US30040WAZ14	USD	5.950	EVERSOURCE ENERGY	15.07.2034	700 MM	102.79	5.65 c	185	7.33	2k+1k	BBB	US / Utilities	W/Tax, C 2034@100, MWC (25bp), Glob
US097023CJ22	USD	3.600	BOEING CO	01.05.2034	850 MM	81.95	6.17	236	7.80	2k+1k	BBB-	US / Industrial	W/Tax, C 2034@100, MWC (20bp), Glob
US049468AB74	USD	5.500	ATLISSIAN CORPORATION	15.05.2034	500 MM	100.24	5.54	173	7.42	2k+1k	BBB-	US / Technology	W/Tax, C 2034@100, MWC (20bp), Glob
US29273VAY65	USD	5.550	ENERGY TRANSFER LP	15.05.2034	1.25 B	100.29	5.59	178	7.40	2k+1k	BBB	US / Energy	W/Tax, C 2034@100, MWC (25bp), Glob
XS2485249523	USD	6.000	ROMANIA	25.05.2034	1.01 B	99.13	6.21	240	7.24	2k+2k	BBB-	RO / Sovereign	

Yields are annualized.

See last page for abbreviations, explanations and disclaimer.

Isin	Ccy	Cpn	Issuer	Maturity	Amnt Out.	Ask	Yield	D/Swap	Durat.	Pieces ESG	Rating	Cty / Sector	Miscellaneous
US55336VBX73	USD	5.500	MPLX LP	01.06.2034	1.65 B	99.82	5.60	179	7.44	2k+1k	BBB	US / Energy	W/Tax, C 2034@100, MWC (20bp), Glob
US502431AU32	USD	5.350	L3HARRIS TECH INC	01.06.2034	750 MM	100.21	5.39	158	7.44	2k+1k	BBB	US / Industrial	W/Tax, C 2034@100, MWC (20bp), Glob
US59156RAJ77	USD	6.375	METLIFE INC *	15.06.2034	750 MM	109.18	5.24	144	7.35	2k+1k	A-	US / Insurance	W/Tax, Dom., MWC (20bp)
US437076DE95	USD	4.950	HOME DEPOT INC	25.06.2034	1.75 B	99.89	5.03	122	7.72	2k+1k	A	US / Retail	W/Tax, C 2034@100, MWC (15bp), Glob
US448579AS18	USD	5.500	HYATT HOTELS CORP *	30.06.2034	350 MM	98.93	5.72	191	7.50	2k+1k	BBB-	US / Leisure	W/Tax, C 2034@100, MWC (20bp), Glob
US44107TBB17	USD	5.700	HOST HOTELS & RESORTS LP	01.07.2034	600 MM	99.92	5.79	198	7.41	2k+1k	BBB-	US / Real Estate	W/Tax, C 2034@100, MWC (25bp), Glob
US68389XAV73	USD	4.300	ORACLE CORP	08.07.2034	1.75 B	92.65	5.33	152	7.88	2k+1k	BBB	US / Technology	W/Tax, C 2034@100, MWC (15bp), Glob
US71845JAB44	USD	5.750	PHILLIPS EDISON GROCERY	15.07.2034	350 MM	100.39	5.78	197	7.43	2k+1k	BBB-	US / Real Estate	W/Tax, C 2034@100, MWC (25bp), Glob
US053332BK78	USD	5.400	AUTOZONE INC	15.07.2034	700 MM	100.26	5.44	163	7.60	2k+1k	BBB	US / Auto	W/Tax, C 2034@100, MWC (20bp), Glob
> 10 years													
US29273VBA70	USD	5.600	ENERGY TRANSFER LP	01.09.2034	1.25 B	100.66	5.59 c	178	7.59	2k+1k	BBB	US / Energy	W/Tax, C 2034@100, MWC (25bp), Glob
US169905AH91	USD	5.850	CHOICE HOTELS INTL INC	01.08.2034	600 MM	99.79	5.96	215	7.46	2k+1k	BBB-	US / Leisure	W/Tax, Step Rtg, C 2034@100, MWC (30bp), Glob
US91086QAS75	USD	6.750	UNITED MEXICAN STATES	27.09.2034	1.7 B	105.60	6.09	228	7.22	1k+1k	BBB	MX / Sovereign	Global
US092113AX77	USD	6.000	BLACK HILLS CORP	15.01.2035	450 MM	102.07	5.81 c	200	7.51	2k+1k	BBB	US / Utilities	W/Tax, C 2034@100, MWC (25bp), Glob
US594918BC73	USD	3.500	MICROSOFT CORP **	12.02.2035	1.5 B	91.90	4.52	71	8.47	2k+1k	AAA	US / Technology	W/Tax, C 2034@100, MWC (20bp), Glob
US37045VAH33	USD	5.000	GENERAL MOTORS CO *	01.04.2035	750 MM	95.08	5.70	188	7.96	2k+1k	BBB	US / Auto	W/Tax, MWC (30bp), Global
US682680AN39	USD	6.000	ONEOK INC	15.06.2035	400 MM	103.49	5.64	183	7.91	1k+1k	BBB	US / Energy	W/Tax, Dom., MWC (25bp)
US931142CB75	USD	5.250	WALMART INC	01.09.2035	1.3 B	104.47	4.78	96	8.24	2k+1k	AA	US / Retail	W/Tax, Global
US37045VAK61	USD	6.600	GENERAL MOTORS CO *	01.04.2036	1.25 B	106.23	5.92 c	210	7.79	2k+1k	BBB	US / Auto	W/Tax, C 2035@100, MWC (50bp), Glob
US594918BK99	USD	4.200	MICROSOFT CORP *	03.11.2035	723.9 MM	97.12	4.58	76	8.76	2k+1k	AAA	US / Technology	W/Tax, C 2035@100, MWC (20bp), Glob
US20030NAK72	USD	6.500	COMCAST CORP	15.11.2035	623.5 MM	110.51	5.32	150	8.03	1k+1k	A-	US / Comm.	W/Tax, Dom., MWC (25bp)
US92826CAE21	USD	4.150	VISA INC **	14.12.2035	1.5 B	94.97	4.78	96	8.85	2k+1k	AA-	US / Financial	W/Tax, C 2035@100, MWC (20bp), Glob
US24703TAJ51	USD	8.100	DELL INT LLC / EMC CORP *	15.07.2036	990.8 MM	120.81	5.69 c	187	7.80	2k+1k	BBB	US / Technology	W/Tax, Step Rtg, C 2036@100, MWC (50bp), Glob
US037833BW97	USD	4.500	APPLE INC **	23.02.2036	1.25 B	99.49	4.61	78	8.76	2k+1k	AA+	US / Technology	W/Tax, C 2035@100, MWC (30bp), Glob
US478160BU72	USD	3.550	JOHNSON & JOHNSON *	01.03.2036	1 B	88.76	4.89	106	9.08	2k+1k	AAA	US / Healthcare	W/Tax, C 2035@100, MWC (15bp), Glob

Yields are annualized.

See last page for abbreviations, explanations and disclaimer.

Isin	Ccy	Cpn	Issuer	Maturity	Amnt Out.	Ask	Yield	D/Swap	Durat.	Pieces ESG	Rating	Cty / Sector	Miscellaneous
US594918BS26	USD	3.450	MICROSOFT CORP *	08.08.2036	1.7 B	88.69	4.75	91	9.38	2k+1k	AAA	US / Technology	W/Tax, C 2036@100, MWC (20bp), Glob
XS0272949016	USD	6.500	ABU DHABI NATIONAL ENERG	27.10.2036	912.5 MM	112.38	5.19	136	8.49	100k+1k	AA-	AE / Utilities	
US91911TAH68	USD	6.875	VALE OVERSEAS LIMITED	21.11.2036	919.4 MM	107.99	6.04	220	8.30	2k+1k	BBB-	BR / Basic Mat.	MWC (35bp), Global
US002824BG43	USD	4.750	ABBOTT LABORATORIES *	30.11.2036	1.65 B	98.68	4.95	112	9.15	2k+1k	AA-	US / Healthcare	W/Tax, C 2036@100, MWC (30bp), Glob
US74432QAQ82	USD	5.700	PRUDENTIAL FINANCIAL INC	14.12.2036	750 MM	103.95	5.33	149	8.82	1k+1k	A-	US / Insurance	W/Tax, Dom.
US594918BZ68	USD	4.100	MICROSOFT CORP *	06.02.2037	851.4 MM	95.17	4.67	83	9.42	2k+1k	AAA	US / Technology	W/Tax, C 2036@100, MWC (15bp), Glob
US478160CF96	USD	3.625	JOHNSON & JOHNSON *	03.03.2037	1.5 B	88.37	4.93	109	9.64	2k+1k	AAA	US / Healthcare	W/Tax, C 2036@100, MWC (10bp), Glob
US742718DF34	USD	5.550	PROCTER & GAMBLE CO/THE **	05.03.2037	716.1 MM	107.84	4.77	94	8.96	2k+1k	AA-	US / Retail	W/Tax, MWC (15bp), Global
XS0308427581	USD	6.850	DP WORLD LTD UAE *	02.07.2037	1.75 B	110.40	5.78	194	8.70	100k+10k	BBB	AE / Services	
US478160AN49	USD	5.950	JOHNSON & JOHNSON *	15.08.2037	1 B	110.38	4.92	108	9.01	2k+1k	AAA	US / Healthcare	W/Tax, MWC (20bp), Global
US931142CK74	USD	6.500	WALMART INC	15.08.2037	1.0 B	114.79	5.01	117	8.83	2k+1k	AA	US / Retail	W/Tax, Global
US68389XBP96	USD	3.800	ORACLE CORP	15.11.2037	1.75 B	83.66	5.63	178	9.87	2k+1k	BBB	US / Technology	W/Tax, C 2037@100, MWC (20bp), Glob
US478160CL64	USD	3.400	JOHNSON & JOHNSON *	15.01.2038	1 B	85.25	4.97	112	10.38	2k+1k	AAA	US / Healthcare	W/Tax, C 2037@100, MWC (10bp), Glob
US816851BH17	USD	3.800	SEMPRA	01.02.2038	1 B	83.11	5.68	183	9.84	2k+1k	BBB	US / Utilities	W/Tax, C 2037@100, MWC (15bp), Glob
US20030NCJ81	USD	3.900	COMCAST CORP	01.03.2038	1.2 B	86.17	5.41	157	9.95	2k+1k	A-	US / Comm.	W/Tax, C 2037@100, MWC (15bp), Glob
US126650CY46	USD	4.780	CVS HEALTH CORP	25.03.2038	5 B	90.60	5.87	202	9.51	2k+1k	BBB	US / Healthcare	W/Tax, C 2037@100, MWC (30bp), Glob
US37045VAP58	USD	5.150	GENERAL MOTORS CO *	01.04.2038	1 B	93.51	5.93	208	9.38	2k+1k	BBB	US / Auto	W/Tax, C 2037@100, MWC (35bp), Glob
US24702RAF82	USD	6.500	DELL INC *	15.04.2038	387.8 MM	106.72	5.87	202	8.99	2k+1k	BBB-	US / Technology	W/Tax, MWC (35bp), Global
US68389XAE58	USD	6.500	ORACLE CORP	15.04.2038	1.25 B	108.85	5.65	180	9.05	2k+1k	BBB	US / Technology	W/Tax, MWC (35bp), Global
IL0028103310	USD	6.375	ICL GROUP LIMITED	31.05.2038	693.1 MM	95.00	7.06	321	8.85	1+1	BBB-	IL / Chemical	C 2037@100, MWC (50bp), Global
US29273RAJ86	USD	7.500	ENERGY TRANSFER LP	01.07.2038	550 MM	115.93	5.90	205	8.94	1k+1k	BBB	US / Energy	W/Tax, Dom., MWC (50bp)
US478160AT19	USD	5.850	JOHNSON & JOHNSON **	15.07.2038	700 MM	109.96	4.92	107	9.68	2k+1k	AAA	US / Healthcare	W/Tax, Dom., MWC (20bp)
US02209SBE28	USD	5.800	ALTRIA GROUP INC **	14.02.2039	2 B	101.98	5.67 c	182	9.31	2k+1k	BBB	US / Tobacco	W/Tax, C 2038@100, MWC (45bp), Glob
US20030NCL38	USD	4.600	COMCAST CORP	15.10.2038	968.9 MM	93.12	5.36	151	10.00	2k+1k	A-	US / Comm.	W/Tax, C 2038@100, MWC (25bp), Glob
US205887CD22	USD	5.300	CONAGRA BRANDS INC	01.11.2038	1 B	96.30	5.76	191	9.66	2k+1k	BBB-	US / Food	W/Tax, C 2038@100, MWC (30bp), Glob

Yields are annualized.

See last page for abbreviations, explanations and disclaimer.

Isin	Ccy	Cpn	Issuer	Maturity	Amnt Out.	Ask	Yield	D/Swap	Durat.	Pieces ESG	Rating	Cty / Sector	Miscellaneous
US695114CL03	USD	6.000	PACIFICORP	15.01.2039	650 MM	103.49	5.72	186	9.64	2k+1k	A	US / Utilities	W/Tax, MBS, Dom., MWC (50bp)
US35137LAJ44	USD	5.476	FOX CORP *	25.01.2039	1.2 B	96.86	5.88	202	9.81	2k+1k	BBB	US / Comm.	W/Tax, C 2038@100, MWC (40bp), Glob
US50076QAR74	USD	6.875	KRAFT HEINZ FOODS CO **	26.01.2039	772.6 MM	112.49	5.68	183	9.43	2k+1k	BBB	US / Food	W/Tax, Global
US20825CAQ78	USD	6.500	CONOCOPHILLIPS	01.02.2039	1.6 B	111.81	5.39	153	9.36	2k+1k	A-	US / Energy	W/Tax, MWC (50bp), Global
US459200KB68	USD	4.150	IBM CORP *	15.05.2039	2 B	87.78	5.43	156	10.51	100k+1k	A-	US / Technology	W/Tax, MWC (20bp), Global
US594918AD65	USD	5.200	MICROSOFT CORP *	01.06.2039	520.3 MM	105.51	4.74	87	10.31	2k+1k	AAA	US / Technology	W/Tax, Global
US68389XAH89	USD	6.125	ORACLE CORP	08.07.2039	1.25 B	104.90	5.71	185	9.81	2k+1k	BBB	US / Technology	W/Tax, MWC (30bp), Global
US30231GAY89	USD	2.995	EXXON MOBIL CORPORATION *	16.08.2039	750 MM	77.69	5.21	134	11.25	2k+1k	AA-	US / Energy	W/Tax, C 2039@100, MWC (15bp), Glob
US50077LAX47	USD	4.625	KRAFT HEINZ FOODS CO *	01.10.2039	380.9 MM	90.18	5.67	181	10.34	2k+1k	BBB	US / Food	W/Tax, C 2039@100, MWC (40bp), Glob
US828807CE50	USD	6.750	SIMON PROPERTY GROUP LP **	01.02.2040	600 MM	109.65	5.87 c	201	9.43	2k+1k	A-	US / Real Estate	W/Tax, C 2039@100, MWC (35bp), Glob
US91911TAK97	USD	6.875	VALE OVERSEAS LIMITED	10.11.2039	1.1 B	107.47	6.21	234	9.46	2k+1k	BBB-	BR / Basic Mat.	MWC (40bp), Global
US91086QAV05	USD	6.050	UNITED MEXICAN STATES	11.01.2040	2.8 B	98.08	6.34	248	9.84	2k+2k	BBB	MX / Sovereign	MWC (30bp), Global
US17275RAF91	USD	5.500	CISCO SYSTEMS INC **	15.01.2040	2 B	102.28	5.35	149	10.37	2k+1k	A+	US / Telecom	W/Tax, Dom., MWC (20bp)
US084664BL47	USD	5.750	BERKSHIRE HATHAWAY FIN *	15.01.2040	750 MM	107.34	5.12	126	10.34	2k+1k	AA	US / Insurance	W/Tax, Dom., MWC (20bp)
XS0468535637	USD	6.400	STATE OF QATAR	20.01.2040	1 B	113.71	5.17	131	10.11	100k+1k	AA	QA / Sovereign	MWC (50bp)
US097023BA22	USD	5.875	BOEING CO	15.02.2040	450 MM	94.90	6.50	264	9.62	2k+1k	BBB-	US / Industrial	W/Tax, MWC (25bp), Global
US30231GBF81	USD	4.227	EXXON MOBIL CORPORATION *	19.03.2040	2 B	89.35	5.30	144	10.84	2k+1k	AA-	US / Energy	W/Tax, C 2039@100, MWC (40bp), Glob
US742718FJ38	USD	3.550	PROCTER & GAMBLE CO/THE *	25.03.2040	516.1 MM	84.71	5.03	116	11.30	2k+1k	AA-	US / Retail	W/Tax, MWC (35bp), Global
US654106AL77	USD	3.250	NIKE INC *	27.03.2040	1 B	78.59	5.34	148	11.42	2k+1k	A+	US / Retail	W/Tax, C 2039@100, MWC (30bp), Glob
US20030NDH17	USD	3.750	COMCAST CORP	01.04.2040	1.6 B	82.12	5.54	167	11.04	2k+1k	A-	US / Comm.	W/Tax, C 2039@100, MWC (40bp), Glob
US67066GAG91	USD	3.500	NVIDIA CORP	01.04.2040	1 B	83.80	5.06	120	11.34	2k+1k	AA-	US / Technology	W/Tax, C 2039@100, MWC (35bp), Glob
US68389XBW48	USD	3.600	ORACLE CORP	01.04.2040	3 B	77.88	5.84	198	11.05	2k+1k	BBB	US / Technology	W/Tax, C 2039@100, MWC (40bp), Glob
US437076CC49	USD	3.300	HOME DEPOT INC	15.04.2040	1.25 B	79.12	5.34	147	11.43	2k+1k	A	US / Retail	W/Tax, C 2039@100, MWC (30bp), Glob
US92826CAK80	USD	2.700	VISA INC *	15.04.2040	1 B	73.99	5.20	133	11.90	2k+1k	AA-	US / Financial	W/Tax, C 2039@100, MWC (25bp), Glob
US87264AAX37	USD	4.375	T-MOBILE USA INC	15.04.2040	2 B	87.52	5.65	179	10.71	2k+1k	BBB	US / Telecom	W/Tax, C 2039@100, MWC (50bp), Glob

Yields are annualized.

See last page for abbreviations, explanations and disclaimer.

Isin	Ccy	Cpn	Issuer	Maturity	Amnt Out.	Ask	Yield	D/Swap	Durat.	Pieces ESG	Rating	Cty / Sector	Miscellaneous
US84265VAE56	USD	6.750	SOUTHERN COPPER CORP	16.04.2040	1.1 B	110.55	5.80	194	9.73	2k+1k	● BBB+	MX / Basic Mat.	W/Tax, MWC (35bp), Global
US097023CV59	USD	5.705	BOEING CO	01.05.2040	3 B	93.60	6.45	259	9.90	2k+1k	● BBB-	US / Industrial	W/Tax, Step Rtg, C 2039@100, MWC (50bp), Global
US717081EZ22	USD	2.550	PFIZER INC *	28.05.2040	1 B	70.44	5.41	155	12.06	2k+1k	● A	US / Healthcare	W/Tax, C 2039@100, MWC (20bp), Global
US534187BA67	USD	7.000	LINCOLN NATIONAL CORP	15.06.2040	500 MM	109.69	6.13	227	9.72	2k+1k	● BBB	US / Insurance	W/Tax, Dom., MWC (45bp)
US68389XAM74	USD	5.375	ORACLE CORP	15.07.2040	2.2 B	96.23	5.82	196	10.47	2k+1k	● BBB	US / Technology	W/Tax, MWC (25bp), Global
US68268NAG88	USD	6.125	ONEOK PARTNERS LP	01.02.2041	650 MM	101.21	6.10 c	223	9.82	2k+1k	● BBB	US / Energy	W/Tax, Dom., C 2040@100, MWC (25bp), Global
US02079KAE73	USD	1.900	ALPHABET INC **	15.08.2040	1.25 B	66.30	5.03	117	12.78	2k+1k	● AA	US / Comm.	W/Tax, C 2040@100, MWC (12bp), Global
US04650NAB01	USD	5.350	AT&T INC *	01.09.2040	614.6 MM	96.60	5.75	189	10.34	1k+1k	● BBB	US / Telecom	W/Tax, MWC (25bp), Global
US478160CR35	USD	2.100	JOHNSON & JOHNSON *	01.09.2040	1 B	67.54	5.14	128	12.59	2k+1k	● AAA	US / Healthcare	W/Tax, C 2040@100, MWC (15bp), Global
US45866FAP99	USD	2.650	INTERCONTINENTALEXCHANGE	15.09.2040	1.25 B	70.92	5.44	158	12.03	2k+1k	● A-	US / Financial	W/Tax, C 2040@100, MWC (20bp), Global
US50249AAH68	USD	3.375	LYB INT FINANCE III	01.10.2040	750 MM	74.31	5.94	207	11.37	2k+1k	● BBB	US / Chemical	W/Tax, C 2040@100, MWC (30bp), Global
US437076AV48	USD	5.950	HOME DEPOT INC	01.04.2041	1 B	106.52	5.41 c	155	10.31	2k+1k	● A	US / Retail	W/Tax, Dom., C 2040@100, MWC (25bp), Global
USG8185TAB55	USD	6.300	SINOCHEM OVERSEAS CAPITA	12.11.2040	500 MM	108.36	5.59	173	10.23	100k+1k	● A-	CN / Real Estate	MWC (50bp)
US63111XAE13	USD	2.500	NASDAQ INC	21.12.2040	650 MM	66.42	5.75	189	12.33	2k+1k	● BBB	US / Financial	W/Tax, Step Rtg, C 2040@100, MWC (15bp), Global
US02209SBM44	USD	3.400	ALTRIA GROUP INC *	04.02.2041	1.5 B	73.12	6.07	221	11.39	2k+1k	● BBB	US / Tobacco	W/Tax, C 2040@100, MWC (25bp), Global
US037833EE62	USD	2.375	APPLE INC *	08.02.2041	1.5 B	70.24	5.12	125	12.56	2k+1k	● AA+	US / Technology	W/Tax, C 2040@100, MWC (12bp), Global
US87264ABL89	USD	3.000	T-MOBILE USA INC	15.02.2041	2.5 B	72.45	5.65	178	11.85	2k+1k	● BBB	US / Telecom	W/Tax, C 2040@100, MWC (25bp), Global
US31620MBU99	USD	3.100	FIDELITY NATL INFO SERV	01.03.2041	750 MM	72.65	5.74	188	11.78	2k+1k	● BBB	US / Technology	W/Tax, C 2040@100, MWC (17bp), Global
US445545AF36	USD	7.625	HUNGARY	29.03.2041	1.65 B	114.50	6.31	245	9.63	2k+2k	● BBB-	HU / Sovereign	Global
US22822VAX91	USD	2.900	CROWN CASTLE INC	01.04.2041	1.25 B	70.23	5.77	190	12.01	2k+1k	● BBB-	US / Real Estate	W/Tax, C 2040@100, MWC (20bp), Global
US94106LBR96	USD	2.950	WASTE MANAGEMENT INC	01.06.2041	475 MM	73.56	5.42	156	12.26	2k+1k	● A-	US / Industrial	W/Tax, C 2040@100, MWC (15bp), Global
US10373QBR02	USD	3.060	BP CAP MARKETS AMERICA *	17.06.2041	1.45 B	74.47	5.45	159	12.20	1k+1k	● A-	US / Energy	W/Tax, C 2040@100, MWC (15bp), Global
US46625HJB78	USD	5.600	JPMORGAN CHASE & CO *	15.07.2041	1.75 B	103.33	5.37	151	10.95	2k+1k	● A-	US / Banks	W/Tax, Global
US29273RAR03	USD	6.500	ENERGY TRANSFER LP	01.02.2042	1 B	104.89	6.13 c	226	10.04	2k+1k	● BBB	US / Energy	W/Tax, C 2041@100, MWC (50bp), Global
US00206RBA95	USD	5.550	AT&T INC *	15.08.2041	541.2 MM	99.55	5.67	181	10.59	2k+1k	● BBB	US / Telecom	W/Tax, MWC (30bp), Global

Yields are annualized.

See last page for abbreviations, explanations and disclaimer.

Isin	Ccy	Cpn	Issuer	Maturity	Amnt Out.	Ask	Yield	D/Swap	Durat.	Pieces ESG	Rating	Cty / Sector	Miscellaneous
US428236BR31	USD	6.000	HP INC *	15.09.2041	1.2 B	103.18	5.79	193	10.48	2k+1k	● BBB	US / Technology	W/Tax, MWC (40bp), Global
US931142EU39	USD	2.500	WALMART INC	22.09.2041	1 B	70.17	5.20	134	12.78	2k+1k	● AA	US / Retail	W/Tax, C 2041@100, MWC (10bp), Glob
US458140AK64	USD	4.800	INTEL CORP **	01.10.2041	801.6 MM	91.87	5.62	175	11.09	2k+1k	● A-	US / Technology	W/Tax, MWC (25bp), Global
US031162BE93	USD	4.950	AMGEN INC	01.10.2041	600 MM	92.66	5.70	184	10.98	2k+1k	● BBB+	US / Healthcare	W/Tax, Dom., MWC (20bp)
US577081AW27	USD	5.450	MATTEL INC	01.11.2041	300 MM	91.99	6.31	245	10.58	2k+1k	● BBB-	US / Retail	W/Tax, C 2041@100, MWC (35bp), Glob
US61945CAB90	USD	4.875	MOSAIC CO	15.11.2041	300 MM	89.15	5.97	211	11.00	2k+1k	● BBB	US / Chemical	W/Tax, Dom., C 2041@100, MWC (30bp), Glob
US718172AM11	USD	4.375	PHILIP MORRIS INTL INC	15.11.2041	750 MM	85.60	5.77	191	11.38	2k+1k	● A-	US / Tobacco	W/Tax, Global
US260543CE14	USD	5.250	DOW CHEMICAL CO/THE	15.11.2041	750 MM	93.73	5.91	205	10.88	2k+1k	● BBB	US / Chemical	W/Tax, C 2041@100, MWC (35bp), Glob
US031162BK53	USD	5.150	AMGEN INC	15.11.2041	728.9 MM	94.53	5.73	187	10.99	2k+1k	● BBB+	US / Healthcare	W/Tax, C 2041@100, MWC (30bp), Glob
US48126BAA17	USD	5.400	JPMORGAN CHASE & CO *	06.01.2042	1.25 B	101.27	5.36	149	11.17	2k+1k	● A-	US / Banks	W/Tax, Global
US06051GEN51	USD	5.875	BANK OF AMERICA CORP *	07.02.2042	1.5 B	105.61	5.45	159	10.74	2k+1k	● A-	US / Banks	W/Tax, Global
US907818FY94	USD	3.375	UNION PACIFIC CORP	14.02.2042	500 MM	78.16	5.37	151	12.10	1k+1k	● A-	US / Transport	W/Tax, C 2041@100, MWC (20bp), Glob
US828807CL93	USD	4.750	SIMON PROPERTY GROUP LP *	15.03.2042	550 MM	89.03	5.83	197	11.18	2k+1k	● A-	US / Real Estate	W/Tax, Dom., C 2041@100, MWC (30bp), Glob
US110122DV75	USD	3.550	BRISTOL-MYERS SQUIBB CO	15.03.2042	1.25 B	78.43	5.55	168	12.02	2k+1k	● A	US / Healthcare	W/Tax, C 2041@100, MWC (20bp), Glob
US373334JW27	USD	4.300	GEORGIA POWER CO *	15.03.2042	1.1 B	86.02	5.63	177	11.51	1k+1k	● BBB+	US / Utilities	W/Tax, Dom., MWC (20bp)
US718172AP42	USD	4.500	PHILIP MORRIS INTL INC	20.03.2042	700 MM	86.96	5.76	190	11.35	2k+1k	● A-	US / Tobacco	W/Tax, Global
US718546AH74	USD	5.875	PHILLIPS 66	01.05.2042	1.498 B	102.28	5.75	189	10.83	2k+1k	● BBB+	US / Energy	W/Tax, MWC (45bp), Global
US60871RAD26	USD	5.000	MOLSON COORS BEVERAGE	01.05.2042	1.1 B	92.52	5.75	189	11.21	2k+1k	● BBB	US / Food	W/Tax, MWC (30bp), Global
US084664BU46	USD	4.400	BERKSHIRE HATHAWAY FIN *	15.05.2042	725 MM	92.93	5.07	120	11.85	2k+1k	● AA	US / Insurance	W/Tax, MWC (25bp), Global
US72650RBA95	USD	5.150	PLAINS ALL AMER PIPELINE	01.06.2042	498.4 MM	90.40	6.13	226	11.06	2k+1k	● BBB-	US / Energy	W/Tax, C 2041@100, MWC (30bp), Glob
US50076QAE61	USD	5.000	KRAFT HEINZ FOODS CO *	04.06.2042	1.4 B	91.61	5.84	198	11.27	2k+1k	● BBB	US / Food	W/Tax, Global
US244199BF15	USD	3.900	DEERE & COMPANY	09.06.2042	1.25 B	84.38	5.33	147	12.11	2k+1k	● A	US / Industrial	W/Tax, Dom., C 2041@100
US30161MAN39	USD	5.600	CONSTELLATION EN GEN LLC	15.06.2042	786.8 MM	97.43	5.92	206	10.98	2k+1k	● BBB+	US / Utilities	W/Tax, C 2041@100, MWC (45bp), Glob
US278642AF09	USD	4.000	EBAY INC	15.07.2042	750 MM	80.52	5.84	197	11.93	2k+1k	● BBB+	US / Comm.	W/Tax, C 2042@100, MWC (25bp), Glob
US617482V925	USD	6.375	MORGAN STANLEY *	24.07.2042	2 B	111.62	5.43	157	11.01	1k+1k	● A-	US / Banks	W/Tax, Global

Yields are annualized.

See last page for abbreviations, explanations and disclaimer.

Isin	Ccy	Cpn	Issuer	Maturity	Amnt Out.	Ask	Yield	D/Swap	Durat.	Pieces ESG	Rating	Cty / Sector	Miscellaneous
US31428XAT37	USD	3.875	FEDEX CORP *	01.08.2042	500 MM	79.31	5.81	195	11.75	2k+1k	BBB	US / Transport	W/Tax, Dom., MWC (25bp)
US02209SAM52	USD	4.250	ALTRIA GROUP INC *	09.08.2042	900 MM	81.70	6.00	214	11.45	2k+1k	BBB	US / Tobacco	W/Tax, Global
US59156RBD98	USD	4.125	METLIFE INC *	13.08.2042	750 MM	83.75	5.64	178	11.73	2k+1k	A-	US / Insurance	W/Tax, MWC (25bp), Global
US494550BN50	USD	5.000	KINDER MORGAN ENER PART	15.08.2042	625 MM	89.09	6.09	223	11.03	1k+1k	BBB	US / Energy	W/Tax, Dom., C 2042@100, MWC (35bp)
US822582AT91	USD	3.625	SHELL INTERNATIONAL FIN *	21.08.2042	500 MM	79.67	5.47	161	12.14	1k+1k	A+	US / Energy	W/Tax, MWC (15bp), Global
US718172AU37	USD	3.875	PHILIP MORRIS INTL INC	21.08.2042	750 MM	79.62	5.78	191	11.83	2k+1k	A-	US / Tobacco	W/Tax, Global
US589331AS67	USD	3.600	MERCK & CO INC *	15.09.2042	500 MM	80.23	5.38	152	12.25	2k+1k	A+	US / Healthcare	W/Tax, C 2042@100, MWC (15bp), Glob
US00817YAM03	USD	4.125	AETNA INC	15.11.2042	500 MM	79.60	6.06	220	11.76	2k+1k	BBB	US / Healthcare	W/Tax, C 2042@100, MWC (20bp), Glob
US539830BB41	USD	4.070	LOCKHEED MARTIN CORP *	15.12.2042	1.3 B	85.21	5.41	155	12.20	1k+1k	A-	US / Industrial	W/Tax, MWC (20bp), Global
US00206RBH49	USD	4.300	AT&T INC *	15.12.2042	1.3 B	84.34	5.76	190	11.88	1k+1k	BBB	US / Telecom	W/Tax, C 2042@100, MWC (25bp), Glob
US458140AP51	USD	4.250	INTEL CORP *	15.12.2042	567.1 MM	84.53	5.69	183	11.93	2k+1k	A-	US / Technology	W/Tax, MWC (25bp), Global
US63946BAJ98	USD	4.450	NBCUNIVERSAL MEDIA LLC	15.01.2043	748.1 MM	86.92	5.67	181	11.93	2k+1k	A-	US / Comm.	W/Tax, MWC (25bp), Global
US98978VAH69	USD	4.700	ZOETIS INC	01.02.2043	1.15 B	89.98	5.65	179	11.53	2k+1k	BBB	US / Healthcare	W/Tax, C 2042@100, MWC (30bp), Glob
US458140CH18	USD	5.625	INTEL CORP *	10.02.2043	1 B	100.26	5.68	182	11.11	2k+1k	A-	US / Technology	W/Tax, C 2042@100, MWC (30bp), Glob
US883556CY62	USD	5.404	THERMO FISHER SCIENTIFIC	10.08.2043	600 MM	101.20	5.37 c	151	11.50	2k+1k	A-	US / Healthcare	W/Tax, C 2043@100, MWC (15bp), Glob
US084670BK32	USD	4.500	BERKSHIRE HATHAWAY INC *	11.02.2043	1 B	94.88	4.98	112	11.99	2k+1k	AA	US / Insurance	W/Tax, MWC (20bp), Global
US031162DS61	USD	5.600	AMGEN INC	02.03.2043	2.75 B	99.09	5.76	190	11.16	2k+1k	BBB+	US / Healthcare	W/Tax, C 2042@100, MWC (25bp), Glob
US718172AW92	USD	4.125	PHILIP MORRIS INTL INC	04.03.2043	850 MM	81.71	5.82	196	11.89	2k+1k	A-	US / Tobacco	W/Tax, Global
US35671DBC83	USD	5.450	FREEMPORT-MCMORAN INC *	15.03.2043	1.706 B	95.15	5.97	211	11.15	2k+1k	BBB-	US / Basic Mat.	W/Tax, C 2042@100, MWC (40bp), Glob
US437076BA91	USD	4.200	HOME DEPOT INC	01.04.2043	1 B	85.63	5.51	165	12.07	2k+1k	A	US / Retail	W/Tax, C 2042@100, MWC (20bp), Glob
US002824BN93	USD	4.750	ABBOTT LABORATORIES **	15.04.2043	639.1 MM	95.24	5.21	135	11.90	2k+1k	AA-	US / Healthcare	W/Tax, Dom., C 2042@100, MWC (30bp)
US02209SAQ66	USD	4.500	ALTRIA GROUP INC *	02.05.2043	650 MM	83.29	6.08	222	11.69	2k+1k	BBB	US / Tobacco	W/Tax, Global
US037833AL42	USD	3.850	APPLE INC **	04.05.2043	3 B	84.89	5.18	132	12.54	2k+1k	AA+	US / Technology	W/Tax, MWC (15bp), Global
US084664BV29	USD	4.300	BERKSHIRE HATHAWAY FIN *	15.05.2043	500 MM	89.30	5.27	140	12.23	2k+1k	AA	US / Insurance	W/Tax, MWC (25bp), Global
US58933YAJ47	USD	4.150	MERCK & CO INC *	18.05.2043	1.25 B	85.95	5.41	155	12.26	2k+1k	A+	US / Healthcare	W/Tax, MWC (15bp), Global

Yields are annualized.

See last page for abbreviations, explanations and disclaimer.

Isin	Ccy	Cpn	Issuer	Maturity	Amnt Out.	Ask	Yield	D/Swap	Durat.	Pieces ESG	Rating	Cty / Sector	Miscellaneous
US716973AF98	USD	5.110	PFIZER INVESTMENT ENTER *	19.05.2043	3 B	95.66	5.56	170	11.68	2k+1k	A	US / Healthcare	W/Tax, C 2042@100, MWC (20bp), Glob
US12527GAD51	USD	4.950	CF INDUSTRIES INC	01.06.2043	750 MM	88.22	6.09	223	11.52	2k+1k	BBB	US / Chemical	W/Tax, Dom., MWC (30bp)
US717081DE02	USD	4.300	PFIZER INC *	15.06.2043	750 MM	87.07	5.47	161	12.22	2k+1k	A	US / Healthcare	W/Tax, MWC (15bp), Global
US822582AY86	USD	4.550	SHELL INTERNATIONAL FIN *	12.08.2043	1.25 B	90.18	5.45	159	11.94	1k+1k	A+	US / Energy	MWC (15bp), Global
US61945CAE30	USD	5.625	MOSAIC CO	15.11.2043	600 MM	96.75	6.00	214	11.36	2k+1k	BBB	US / Chemical	W/Tax, Dom., C 2043@100, MWC (30bp)
US718172BD03	USD	4.875	PHILIP MORRIS INTL INC	15.11.2043	750 MM	89.90	5.83	197	11.83	2k+1k	A-	US / Tobacco	W/Tax, Global
US478160BK90	USD	4.500	JOHNSON & JOHNSON *	05.12.2043	500 MM	93.52	5.09	123	12.45	2k+1k	AAA	US / Healthcare	W/Tax, C 2043@100, MWC (10bp), Glob
US524901AR65	USD	5.625	LEGG MASON INC	15.01.2044	550 MM	97.84	5.90	204	11.59	2k+1k	A	US / Financial	W/Tax, MWC (30bp), Global
US77586TAE64	USD	6.125	ROMANIA	22.01.2044	1 B	96.90	6.51	265	11.10	2k+2k	BBB-	RO / Sovereign	
US02209SAR40	USD	5.375	ALTRIA GROUP INC **	31.01.2044	1.8 B	96.08	5.79	193	11.48	2k+1k	BBB	US / Tobacco	W/Tax, Global
US449276AF17	USD	5.250	IBM INTERNAT CAPITAL *	05.02.2044	1 B	95.71	5.69	183	11.59	100k+1k	A-	US / Technology	W/Tax, C 2043@100, MWC (15bp), Glob
US437076BD31	USD	4.875	HOME DEPOT INC	15.02.2044	1 B	93.65	5.48	162	11.92	2k+1k	A	US / Retail	W/Tax, C 2043@100, MWC (20bp), Glob
US110122EJ39	USD	5.500	BRISTOL-MYERS SQUIBB CO	22.02.2044	500 MM	99.55	5.61	175	11.57	2k+1k	A	US / Healthcare	W/Tax, C 2043@100, MWC (15bp), Glob
US91086QBB32	USD	4.750	UNITED MEXICAN STATES	08.03.2044	3.7 B	81.10	6.57	271	11.46	2k+2k	BBB	MX / Sovereign	MWC (25bp), Global
US50247VAC37	USD	4.875	LYB INTL FINANCE BV	15.03.2044	1 B	87.93	6.01	215	11.72	2k+1k	BBB	US / Chemical	C 2043@100, MWC (20bp), Global
US12527GAE35	USD	5.375	CF INDUSTRIES INC	15.03.2044	750 MM	92.83	6.09	223	11.44	2k+1k	BBB	US / Chemical	W/Tax, Dom., MWC (30bp)
US00287YDV83	USD	5.350	ABBVIE INC *	15.03.2044	750 MM	99.78	5.44	158	11.74	2k+1k	A-	US / Healthcare	W/Tax, C 2043@100, MWC (12bp), Glob
US15189XAN84	USD	4.500	CENTERPOINT ENER HOUSTON	01.04.2044	600 MM	86.83	5.69	183	12.13	1k+1k	A	US / Utilities	W/Tax, MBS, Dom., C 2043@100, MWC
US86765BAP40	USD	5.300	ENERGY TRANSFER LP	01.04.2044	700 MM	91.39	6.15	229	11.47	2k+1k	BBB	US / Energy	W/Tax, Dom., C 2043@100, MWC (30bp)
US375558AX11	USD	4.800	GILEAD SCIENCES INC *	01.04.2044	1.75 B	90.68	5.66	180	12.00	2k+1k	BBB+	US / Healthcare	W/Tax, C 2043@100, MWC (20bp), Glob
US037833AT77	USD	4.450	APPLE INC *	06.05.2044	1 B	93.84	5.00	114	12.64	2k+1k	AA+	US / Technology	W/Tax, MWC (15bp), Global
US292480AJ92	USD	5.000	ENERGY TRANSFER LP	15.05.2044	531.4 MM	88.01	6.14	228	11.74	2k+1k	BBB	US / Energy	W/Tax, C 2043@100, MWC (25bp), Glob
US717081DK61	USD	4.400	PFIZER INC *	15.05.2044	1 B	89.31	5.35	149	12.52	2k+1k	A	US / Healthcare	W/Tax, MWC (15bp), Global
US58933YBL83	USD	4.900	MERCK & CO INC *	17.05.2044	750 MM	95.01	5.38	152	12.18	2k+1k	A+	US / Healthcare	W/Tax, C 2043@100, MWC (20bp), Glob
US25468PDB94	USD	4.125	TWDC ENTERPRISES 18 CORP	01.06.2044	1 B	84.54	5.48	162	12.64	2k+1k	A-	US / Comm.	W/Tax, MWC (15bp), Global

Yields are annualized.

See last page for abbreviations, explanations and disclaimer.

Isin	Ccy	Cpn	Issuer	Maturity	Amnt Out.	Ask	Yield	D/Swap	Durat.	Pieces ESG	Rating	Cty / Sector	Miscellaneous
US126650EE63	USD	6.000	CVS HEALTH CORP	01.06.2044	750 MM	98.80	6.20	234	11.27	2k+1k ●	BBB	US / Healthcare	W/Tax, C 2043@100, MWC (25bp), Glob
US00185AAG94	USD	4.600	AON GLOBAL LTD *	14.06.2044	550 MM	86.11	5.87	201	12.19	2k+1k ●	BBB	US / Insurance	C 2044@100, MWC (20bp), Global
US72650RBE18	USD	4.700	PLAINS ALL AMER PIPELINE	15.06.2044	687.3 MM	84.44	6.15	229	11.97	2k+1k ●	BBB-	US / Energy	W/Tax, C 2043@100, MWC (20bp), Glob
US00206RCG56	USD	4.800	AT&T INC *	15.06.2044	455.2 MM	88.56	5.86	200	12.04	2k+1k ●	BBB	US / Telecom	W/Tax, C 2043@100, MWC (25bp), Glob
US68389XAW56	USD	4.500	ORACLE CORP	08.07.2044	1 B	84.06	5.95	209	12.29	2k+1k ●	BBB	US / Technology	W/Tax, C 2044@100, MWC (20bp), Glob
US56585AAH59	USD	4.750	MARATHON PETROLEUM CORP	15.09.2044	800 MM	86.03	6.04	218	11.94	2k+1k ●	BBB	US / Energy	W/Tax, C 2044@100, MWC (25bp), Glob
US718172BL29	USD	4.250	PHILIP MORRIS INTL INC	10.11.2044	1.25 B	82.54	5.80	194	12.50	2k+1k ●	A-	US / Tobacco	W/Tax, Global
US718546AL86	USD	4.875	PHILLIPS 66	15.11.2044	1.7 B	89.67	5.82	197	12.13	2k+1k ●	BBB+	US / Energy	W/Tax, C 2044@100, MWC (30bp), Glob
US075887BG35	USD	4.685	BECTON DICKINSON & CO	15.12.2044	982.9 MM	88.93	5.68	183	12.41	2k+1k ●	BBB	US / Healthcare	W/Tax, Dom., C 2044@100, MWC (30bp), Glob
US91086QBE70	USD	5.550	UNITED MEXICAN STATES	21.01.2045	2.8 B	90.75	6.47	261	11.64	2k+1k ●	BBB	MX / Sovereign	MWC (25bp), Global
US61747YDY86	USD	4.300	MORGAN STANLEY *	27.01.2045	2.5 B	86.77	5.44	159	12.57	1k+1k ●	A-	US / Banks	W/Tax, MWC (30bp), Global
US31428XBB10	USD	4.100	FEDEX CORP *	01.02.2045	650 MM	79.84	5.88	202	12.42	2k+1k ●	BBB	US / Transport	W/Tax, Dom., MWC (25bp)
US375558BA09	USD	4.500	GILEAD SCIENCES INC *	01.02.2045	1.75 B	86.97	5.65	180	12.32	2k+1k ●	BBB+	US / Healthcare	W/Tax, C 2044@100, MWC (25bp), Glob
US037833BA77	USD	3.450	APPLE INC *	09.02.2045	2 B	78.79	5.20	135	13.38	2k+1k ●	AA+	US / Technology	W/Tax, MWC (20bp), Global
US59156RBN70	USD	4.050	METLIFE INC *	01.03.2045	1 B	81.24	5.67	182	12.71	2k+1k ●	A-	US / Insurance	W/Tax, MWC (25bp), Global
US539830BD07	USD	3.800	LOCKHEED MARTIN CORP *	01.03.2045	1 B	80.75	5.43	157	13.01	2k+1k ●	A-	US / Industrial	W/Tax, C 2044@100, MWC (20bp), Glob
US30231GAN25	USD	3.567	EXXON MOBIL CORPORATION *	06.03.2045	1 B	78.10	5.40	155	13.25	2k+1k ●	AA-	US / Energy	W/Tax, C 2044@100, MWC (15bp), Glob
US585055BU98	USD	4.625	MEDTRONIC INC	15.03.2045	1.8 B	90.74	5.44	159	12.51	2k+1k ●	A-	US / Healthcare	W/Tax, MWC (30bp), Global
US84756NAG43	USD	4.500	SPECTRA ENERGY PARTNERS *	15.03.2045	700 MM	83.14	6.01	216	12.23	2k+1k ●	BBB	US / Energy	W/Tax, C 2044@100, MWC (25bp), Glob
US437076BF88	USD	4.400	HOME DEPOT INC	15.03.2045	1 B	87.45	5.49	164	12.62	2k+1k ●	A	US / Retail	W/Tax, C 2044@100, MWC (15bp), Glob
US37045VAJ98	USD	5.200	GENERAL MOTORS CO *	01.04.2045	1.25 B	89.48	6.19	235	11.78	2k+1k ●	BBB	US / Auto	W/Tax, MWC (35bp), Global
US42824CAY57	USD	6.350	HP ENTERPRISE CO **	15.10.2045	1.5 B	105.84	5.94 c	210	11.50	2k+1k ●	BBB	US / Technology	W/Tax, C 2045@100, MWC (55bp), Glob
US031162BZ23	USD	4.400	AMGEN INC	01.05.2045	2.25 B	84.82	5.73	188	12.59	2k+1k ●	BBB+	US / Healthcare	W/Tax, C 2044@100, MWC (30bp), Glob
US822582BF88	USD	4.375	SHELL INTERNATIONAL FIN *	11.05.2045	3 B	86.42	5.55	170	12.76	1k+1k ●	A+	US / Energy	MWC (25bp), Global
US037833BH21	USD	4.375	APPLE INC **	13.05.2045	2 B	90.29	5.21	136	12.96	2k+1k ●	AA+	US / Technology	W/Tax, MWC (25bp), Global

Yields are annualized.

See last page for abbreviations, explanations and disclaimer.

Isin	Ccy	Cpn	Issuer	Maturity	Amnt Out.	Ask	Yield	D/Swap	Durat.	Pieces ESG	Rating	Cty / Sector	Miscellaneous
US68389XBF15	USD	4.125	ORACLE CORP	15.05.2045	2 B	79.27	5.95	210	12.68	2k+1k	● BBB	US / Technology	W/Tax, C 2044@100, MWC (25bp), Glob
US86765BAQ23	USD	5.350	ENERGY TRANSFER LP	15.05.2045	800 MM	91.06	6.21	236	11.82	2k+1k	● BBB	US / Energy	W/Tax, Dom., C 2044@100, MWC (35bp)
US913017CA50	USD	4.150	RTX CORP	15.05.2045	850 MM	81.57	5.75	190	12.80	2k+1k	● BBB+	US / Industrial	W/Tax, C 2044@100, MWC (25bp), Glob
US747525AK99	USD	4.800	QUALCOMM INC	20.05.2045	1.5 B	93.40	5.40	155	12.61	2k+1k	● A	US / Technology	W/Tax, C 2044@100, MWC (30bp), Glob
US037735CV70	USD	4.450	APPALACHIAN POWER CO	01.06.2045	350 MM	81.36	6.12	228	12.37	1k+1k	● BBB+	US / Utilities	W/Tax, Dom., C 2044@100, MWC (25bp)
US565849AM84	USD	5.200	MARATHON OIL CORP	01.06.2045	500 MM	93.45	5.82	198	12.17	1k+1k	● BBB- (wl+)	US / Energy	W/Tax, Dom., C 2044@100, MWC (35bp)
US49456BAH42	USD	5.550	KINDER MORGAN INC	01.06.2045	1.75 B	95.14	6.05	220	11.87	1k+1k	● BBB	US / Energy	W/Tax, Dom., C 2044@100, MWC (40bp)
US00206RBK77	USD	4.350	AT&T INC *	15.06.2045	1.1 B	83.70	5.78	193	12.73	1k+1k	● BBB	US / Telecom	W/Tax, C 2044@100, MWC (25bp), Glob
US50077LAM81	USD	5.200	KRAFT HEINZ FOODS CO *	15.07.2045	1.613 B	92.52	5.91	206	12.26	2k+1k	● BBB	US / Food	W/Tax, C 2045@100, MWC (30bp), Glob
US172967JU60	USD	4.650	CITIGROUP INC *	30.07.2045	1 B	88.72	5.65	180	12.41	1k+1k	● BBB+	US / Banks	W/Tax, Dom.
US89417EAK55	USD	4.300	TRAVELERS COS INC	25.08.2045	400 MM	86.77	5.43	158	12.81	2k+1k	● A	US / Insurance	W/Tax, C 2045@100, MWC (25bp), Glob
US96949LAC90	USD	5.100	WILLIAMS COMPANIES INC	15.09.2045	1 B	91.29	5.91	206	12.10	2k+1k	● BBB	US / Energy	W/Tax, C 2045@100, MWC (40bp), Glob
US37045VAL45	USD	6.750	GENERAL MOTORS CO *	01.04.2046	750 MM	106.69	6.27 c	243	11.22	2k+1k	● BBB	US / Auto	W/Tax, C 2045@100, MWC (50bp), Glob
US654106AE35	USD	3.875	NIKE INC **	01.11.2045	1 B	81.29	5.43	159	13.30	2k+1k	● A+	US / Retail	W/Tax, C 2045@100, MWC (20bp), Glob
US594918BL72	USD	4.450	MICROSOFT CORP *	03.11.2045	996.4 MM	95.04	4.88	104	13.23	2k+1k	● AAA	US / Technology	W/Tax, C 2045@100, MWC (25bp), Glob
US31428XBE58	USD	4.750	FEDEX CORP *	15.11.2045	1.25 B	87.06	5.90	206	12.48	2k+1k	● BBB	US / Transport	W/Tax, Dom., C 2045@100, MWC (30bp)
US254687EZ57	USD	7.750	WALT DISNEY COMPANY/THE	01.12.2045	324.5 MM	127.48	5.62	178	11.46	2k+1k	● A-	US / Comm.	W/Tax, Global
US58013MFA71	USD	4.875	MCDONALD'S CORP *	09.12.2045	1.75 B	90.60	5.72	188	12.60	1k+1k	● BBB+	US / Retail	W/Tax, Dom., C 2045@100, MWC (30bp)
US92826CAF95	USD	4.300	VISA INC *	14.12.2045	3.5 B	87.93	5.31	148	13.21	2k+1k	● AA-	US / Financial	W/Tax, C 2045@100, MWC (20bp), Glob
US29273RBJ77	USD	6.125	ENERGY TRANSFER LP	15.12.2045	1 B	100.04	6.21	238	11.70	2k+1k	● BBB	US / Energy	W/Tax, Dom., C 2045@100, MWC (45bp)
US037833BX70	USD	4.650	APPLE INC **	23.02.2046	4 B	93.83	5.19	136	12.90	2k+1k	● AA+	US / Technology	W/Tax, C 2045@100, MWC (30bp), Glob
US30231GAW24	USD	4.114	EXXON MOBIL CORPORATION *	01.03.2046	2.5 B	84.16	5.43	160	13.15	2k+1k	● AA-	US / Energy	W/Tax, C 2045@100, MWC (25bp), Glob
US31428XBG07	USD	4.550	FEDEX CORP *	01.04.2046	1.25 B	84.22	5.93	209	12.63	2k+1k	● BBB	US / Transport	W/Tax, Dom., C 2045@100, MWC (30bp)
US487836BQ08	USD	4.500	KELLANOVA *	01.04.2046	650 MM	84.20	5.87	204	12.68	2k+1k	● BBB	US / Food	W/Tax, MWC (30bp), Global
US437076BH45	USD	4.250	HOME DEPOT INC	01.04.2046	1.6 B	84.97	5.51	168	13.09	2k+1k	● A	US / Retail	W/Tax, C 2045@100, MWC (25bp), Glob

Yields are annualized.

See last page for abbreviations, explanations and disclaimer.

Isin	Ccy	Cpn	Issuer	Maturity	Amnt Out.	Ask	Yield	D/Swap	Durat.	Pieces ESG	Rating	Cty / Sector	Miscellaneous
US548661DN40	USD	3.700	LOWE'S COS INC	15.04.2046	1.35 B	74.42	5.87	203	13.27	2k+1k	● BBB+	US / Retail	W/Tax, C 2045@100, MWC (20bp), Glob
US822582BQ44	USD	4.000	SHELL INTERNATIONAL FIN *	10.05.2046	2.25 B	81.87	5.50	167	13.37	1k+1k	● A+	US / Energy	MWC (25bp), Global
US539830BL23	USD	4.700	LOCKHEED MARTIN CORP *	15.05.2046	1.3 B	91.32	5.45	162	12.92	2k+1k	● A-	US / Industrial	W/Tax, C 2045@100, MWC (30bp), Glob
US00206RCQ39	USD	4.750	AT&T INC *	15.05.2046	1.9 B	87.83	5.82	198	12.66	2k+1k	● BBB	US / Telecom	W/Tax, C 2045@100, MWC (35bp), Glob
US458140AV20	USD	4.100	INTEL CORP *	19.05.2046	1.25 B	80.70	5.73	190	13.18	2k+1k	● A-	US / Technology	W/Tax, C 2045@100, MWC (25bp), Glob
US50077LAB27	USD	4.375	KRAFT HEINZ FOODS CO *	01.06.2046	2.8 B	82.45	5.89	205	12.91	2k+1k	● BBB	US / Food	W/Tax, C 2045@100, MWC (30bp), Glob
US62854AAP93	USD	5.250	UTAH ACQUISITION SUB	15.06.2046	1'000.0 MM	84.30	6.73	290	11.94	2k+1k	● BBB-	US / Healthcare	W/Tax, C 2045@100, MWC (40bp), Glob
US68389XBJ37	USD	4.000	ORACLE CORP	15.07.2046	3 B	77.36	5.93	210	13.25	2k+1k	● BBB	US / Technology	W/Tax, C 2046@100, MWC (30bp), Glob
US037833CD08	USD	3.850	APPLE INC *	04.08.2046	2 B	83.04	5.21	138	13.57	2k+1k	● AA+	US / Technology	W/Tax, C 2046@100, MWC (25bp), Glob
US594918BT09	USD	3.700	MICROSOFT CORP *	08.08.2046	1.7 B	83.00	5.04	121	13.81	2k+1k	● AAA	US / Technology	W/Tax, C 2046@100, MWC (25bp), Glob
US92343VDC54	USD	4.125	VERIZON COMMUNICATIONS *	15.08.2046	926.9 MM	81.93	5.63	180	13.12	2k+1k	● BBB+	US / Telecom	W/Tax, MWC (30bp), Global
US822582BY77	USD	3.750	SHELL INTERNATIONAL FIN *	12.09.2046	1.25 B	78.54	5.50	167	13.55	1k+1k	● A+	US / Energy	MWC (25bp), Global
US02209SAV51	USD	3.875	ALTRIA GROUP INC *	16.09.2046	1.5 B	73.65	6.14	231	13.03	2k+1k	● BBB	US / Tobacco	W/Tax, C 2046@100, MWC (25bp), Glob
US57636QAH74	USD	3.800	MASTERCARD INC	21.11.2046	600 MM	80.54	5.37	154	13.80	2k+1k	● A+	US / Financial	W/Tax, C 2046@100, MWC (15bp), Glob
US717081ED10	USD	4.125	PFIZER INC **	15.12.2046	1.25 B	83.36	5.49	167	13.52	2k+1k	● A	US / Healthcare	W/Tax, MWC (20bp), Global
US61746BEG77	USD	4.375	MORGAN STANLEY *	22.01.2047	2.25 B	86.91	5.46	164	13.47	1k+1k	● A-	US / Banks	W/Tax, Dom., MWC (25bp)
US037833CH12	USD	4.250	APPLE INC *	09.02.2047	1 B	89.07	5.13	131	13.48	2k+1k	● AA+	US / Technology	W/Tax, C 2046@100, MWC (20bp), Glob
US00206RDS85	USD	5.450	AT&T INC *	01.03.2047	530.5 MM	97.18	5.75	193	12.40	2k+1k	● BBB	US / Telecom	W/Tax, C 2046@100, MWC (40bp), Glob
US375558BK80	USD	4.150	GILEAD SCIENCES INC *	01.03.2047	1.75 B	81.89	5.65	183	13.28	2k+1k	● BBB+	US / Healthcare	W/Tax, C 2046@100, MWC (25bp), Glob
US58013MFC38	USD	4.450	MCDONALD'S CORP *	01.03.2047	1.05 B	84.69	5.74	192	13.00	1k+1k	● BBB+	US / Retail	W/Tax, C 2046@100, MWC (25bp), Glob
US478160CG79	USD	3.750	JOHNSON & JOHNSON *	03.03.2047	1 B	81.00	5.25	143	13.87	2k+1k	● AAA	US / Healthcare	W/Tax, C 2046@100, MWC (15bp), Glob
US29736RAK68	USD	4.150	ESTEE LAUDER CO INC	15.03.2047	500 MM	82.12	5.62	180	13.27	2k+1k	● A	US / Retail	W/Tax, C 2046@100, MWC (20bp), Glob
US548661DQ70	USD	4.050	LOWE'S COS INC	03.05.2047	1.5 B	78.26	5.86	204	13.36	2k+1k	● BBB+	US / Retail	W/Tax, C 2046@100, MWC (20bp), Glob
US458140AY68	USD	4.100	INTEL CORP *	11.05.2047	1 B	79.87	5.77	195	13.42	2k+1k	● A-	US / Technology	W/Tax, C 2046@100, MWC (20bp), Glob
US747525AV54	USD	4.300	QUALCOMM INC	20.05.2047	1.5 B	86.27	5.42	160	13.52	2k+1k	● A	US / Technology	W/Tax, C 2046@100, MWC (25bp), Glob

Yields are annualized.

See last page for abbreviations, explanations and disclaimer.

Isin	Ccy	Cpn	Issuer	Maturity	Amnt Out.	Ask	Yield	D/Swap	Durat.	Pieces ESG	Rating	Cty / Sector	Miscellaneous
US902494BD46	USD	4.550	TYSON FOODS INC **	02.06.2047	750 MM	81.46	6.15	233	12.91	2k+1k	BBB	US / Food	W/Tax, C 2046@100, MWC (25bp), Glob
US075887BX67	USD	4.669	BECTON DICKINSON & CO	06.06.2047	1.5 B	87.78	5.70	189	13.16	1k+1k	BBB	US / Healthcare	W/Tax, Dom., C 2046@100, MWC (30bp), Glob
US437076BS00	USD	3.900	HOME DEPOT INC	15.06.2047	1.15 B	79.96	5.52	170	13.82	2k+1k	A	US / Retail	W/Tax, C 2046@100, MWC (15bp), Glob
US10922NAF06	USD	4.700	BRIGHTHOUSE FINANCIAL IN	22.06.2047	1.0 B	77.66	6.71	290	12.51	2k+1k	BBB-	US / Insurance	W/Tax, C 2046@100, MWC (30bp), Glob
US023135BJ40	USD	4.050	AMAZON.COM INC *	22.08.2047	3.5 B	84.40	5.29	148	13.71	2k+1k	A+	US / Comm.	W/Tax, C 2047@100, MWC (20bp), Glob
US03040WAR60	USD	3.750	AMERICAN WATER CAPITAL C	01.09.2047	750 MM	76.82	5.62	180	13.73	1k+1k	BBB+	US / Utilities	W/Tax, C 2047@100, MWC (15bp), Glob
US037833DD98	USD	3.750	APPLE INC *	12.09.2047	1 B	81.06	5.23	142	14.08	2k+1k	AA+	US / Technology	W/Tax, C 2047@100, MWC (17bp), Glob
US98978VAM54	USD	3.950	ZOETIS INC	12.09.2047	500 MM	79.12	5.64	183	13.56	2k+1k	BBB	US / Healthcare	W/Tax, C 2047@100, MWC (20bp), Glob
US666807BP60	USD	4.030	NORTHROP GRUMMAN CORP	15.10.2047	2.25 B	80.36	5.62	181	13.62	2k+1k	BBB+	US / Industrial	W/Tax, C 2047@100, MWC (20bp), Glob
US125523BK57	USD	3.875	CIGNA GROUP/THE	15.10.2047	968.4 MM	76.07	5.84	203	13.60	2k+1k	BBB+	US / Healthcare	W/Tax, C 2047@100, MWC (20bp), Glob
US037833DG20	USD	3.750	APPLE INC *	13.11.2047	1.25 B	80.79	5.25	144	14.24	2k+1k	AA+	US / Technology	W/Tax, C 2047@100, MWC (15bp), Glob
US68389XBQ79	USD	4.000	ORACLE CORP	15.11.2047	2.25 B	76.77	5.92	211	13.52	2k+1k	BBB	US / Technology	W/Tax, C 2047@100, MWC (20bp), Glob
US694308HY69	USD	3.950	PACIFIC GAS & ELECTRIC	01.12.2047	849.8 MM	73.24	6.21	240	13.38	100k+1k	BBB	US / Utilities	W/Tax, MBS, C 2047@100, MWC (20bp)
US478160CM48	USD	3.500	JOHNSON & JOHNSON *	15.01.2048	750 MM	77.36	5.24	144	14.62	2k+1k	AAA	US / Healthcare	W/Tax, C 2047@100, MWC (15bp), Glob
US21036PAZ18	USD	4.100	CONSTELLATION BRANDS INC	15.02.2048	600 MM	79.78	5.75	194	13.45	2k+1k	BBB-	US / Food	W/Tax, C 2047@100, MWC (20bp), Glob
US31428XBQ88	USD	4.050	FEDEX CORP *	15.02.2048	1 B	78.14	5.84	203	13.46	2k+1k	BBB	US / Transport	W/Tax, Dom., C 2047@100, MWC (20bp), Glob
US036752AH62	USD	4.550	ELEVANCE HEALTH INC	01.03.2048	850 MM	85.38	5.76	196	13.19	1k+1k	BBB	US / Healthcare	W/Tax, C 2047@100, MWC (25bp), Glob
US842400GK35	USD	4.125	SOUTHERN CAL EDISON *	01.03.2048	1.3 B	79.37	5.81	201	13.43	1k+1k	A-	US / Utilities	W/Tax, MBS, C 2047@100, MWC (15bp)
US00206RDJ86	USD	4.500	AT&T INC *	09.03.2048	1.7 B	83.47	5.88	207	13.15	2k+1k	BBB	US / Telecom	W/Tax, C 2047@100, MWC (35bp), Glob
US74432QCD51	USD	4.418	PRUDENTIAL FINANCIAL INC	27.03.2048	400 MM	83.83	5.75	194	13.30	1k+1k	A-	US / Insurance	W/Tax, Dom., C 2047@100, MWC (25bp), Glob
US628530BJ54	USD	5.200	MYLAN INC	15.04.2048	750 MM	82.65	6.78	297	12.21	2k+1k	BBB-	US / Healthcare	W/Tax, C 2047@100, MWC (35bp), Glob
US92857WBM10	USD	5.250	VODAFONE GROUP PLC *	30.05.2048	1.4 B	92.87	5.89	209	12.95	1k+1k	BBB	GB / Telecom	MWC (35bp), Global
US031162CD02	USD	4.563	AMGEN INC	15.06.2048	1.4 B	85.14	5.79	199	13.42	2k+1k	BBB+	US / Healthcare	W/Tax, C 2047@100, MWC (30bp), Glob
XS1837994794	USD	5.125	ROMANIA	15.06.2048	1.2 B	83.50	6.60	280	12.51	2k+2k	BBB-	RO / Sovereign	
US595620AS49	USD	3.650	MIDAMERICAN ENERGY CO	01.08.2048	700 MM	75.87	5.54	174	14.08	2k+1k	A	US / Utilities	W/Tax, MBS, Dom., C 2048@100, MWC

Yields are annualized.

See last page for abbreviations, explanations and disclaimer.

Isin	Ccy	Cpn	Issuer	Maturity	Amnt Out.	Ask	Yield	D/Swap	Durat.	Pieces ESG	Rating	Cty / Sector	Miscellaneous
US084664CQ25	USD	4.200	BERKSHIRE HATHAWAY FIN *	15.08.2048	2.35 B	85.39	5.35	155	13.86	2k+1k	AA	US / Insurance	W/Tax, C 2048@100, MWC (20bp), Glob
US717081EK52	USD	4.200	PFIZER INC **	15.09.2048	1 B	83.86	5.48	168	13.82	2k+1k	A	US / Healthcare	W/Tax, C 2048@100, MWC (20bp), Glob
US45866FAH73	USD	4.250	INTERCONTINENTALEXCHANGE	21.09.2048	1.25 B	82.56	5.65	185	13.68	2k+1k	A-	US / Financial	W/Tax, C 2048@100, MWC (20bp), Glob
US459506AL51	USD	5.000	INTL FLAVOR & FRAGRANCES	26.09.2048	800 MM	86.46	6.17	237	12.82	2k+1k	BBB-	US / Chemical	W/Tax, C 2048@100, MWC (30bp), Glob
US20030NCM11	USD	4.700	COMCAST CORP	15.10.2048	2.0 B	89.14	5.59	180	13.49	2k+1k	A-	US / Comm.	W/Tax, C 2048@100, MWC (25bp), Glob
US29279FAA75	USD	6.250	ENERGY TRANSFER LP	15.04.2049	1.75 B	101.29	6.24 c	244	12.19	2k+1k	BBB	US / Energy	W/Tax, C 2048@100, MWC (50bp), Glob
US097023CB95	USD	3.850	BOEING CO	01.11.2048	350 MM	68.08	6.58	279	13.30	2k+1k	BBB-	US / Industrial	W/Tax, C 2048@100, MWC (15bp), Glob
US21036PBD96	USD	5.250	CONSTELLATION BRANDS INC	15.11.2048	500 MM	93.68	5.82	202	13.07	2k+1k	BBB-	US / Food	W/Tax, C 2048@100, MWC (30bp), Glob
US437076BX94	USD	4.500	HOME DEPOT INC	06.12.2048	1.5 B	87.53	5.50	171	13.84	2k+1k	A	US / Retail	W/Tax, C 2048@100, MWC (20bp), Glob
US125523AK66	USD	4.900	CIGNA GROUP/THE	15.12.2048	3.0 B	88.15	5.90	211	13.30	2k+1k	BBB+	US / Healthcare	W/Tax, C 2048@100, MWC (30bp), Glob
US084664CR08	USD	4.250	BERKSHIRE HATHAWAY FIN *	15.01.2049	2 B	86.70	5.29	149	14.29	2k+1k	AA	US / Insurance	W/Tax, C 2048@100, MWC (25bp), Glob
US084659AR23	USD	4.450	BERKSHIRE HATHAWAY ENERG	15.01.2049	999.9 MM	83.17	5.82	203	13.68	2k+1k	A-	US / Utilities	W/Tax, C 2048@100, MWC (25bp), Glob
US02209SBF92	USD	5.950	ALTRIA GROUP INC *	14.02.2049	2.5 B	99.91	6.05	225	12.44	2k+1k	BBB	US / Tobacco	W/Tax, C 2048@100, MWC (45bp), Glob
US907818FC74	USD	4.300	UNION PACIFIC CORP	01.03.2049	637.1 MM	83.17	5.64	185	13.74	1k+1k	A-	US / Transport	W/Tax, C 2048@100, MWC (20bp), Glob
US89417EAP43	USD	4.100	TRAVELERS COS INC	04.03.2049	500 MM	83.52	5.38	159	14.06	2k+1k	A	US / Insurance	W/Tax, C 2048@100, MWC (20bp), Glob
US717081EV18	USD	4.000	PFIZER INC **	15.03.2049	1.25 B	81.42	5.44	165	14.16	2k+1k	A	US / Healthcare	W/Tax, C 2048@100, MWC (15bp), Glob
US37045VAT70	USD	5.950	GENERAL MOTORS CO *	01.04.2049	900 MM	97.31	6.26	247	12.37	2k+1k	BBB	US / Auto	W/Tax, C 2048@100, MWC (45bp), Glob
US548661DS37	USD	4.550	LOWE'S COS INC	05.04.2049	602.4 MM	83.82	5.87	208	13.42	2k+1k	BBB+	US / Retail	W/Tax, C 2048@100, MWC (25bp), Glob
US459200KC42	USD	4.250	IBM CORP *	15.05.2049	3 B	82.17	5.66	188	13.92	100k+1k	A-	US / Technology	W/Tax, MWC (25bp), Global
US57636QAL86	USD	3.650	MASTERCARD INC	01.06.2049	1 B	77.02	5.40	161	14.70	2k+1k	A+	US / Financial	W/Tax, C 2048@100, MWC (15bp), Glob
US404119BZ18	USD	5.250	HCA INC	15.06.2049	2 B	89.47	6.17	238	13.01	2k+1k	BBB-	US / Healthcare	W/Tax, Dom., C 2048@100, MWC (45bp), Glob
US337738AV08	USD	4.400	FISERV INC	01.07.2049	2 B	82.46	5.81	203	13.82	2k+1k	BBB	US / Technology	W/Tax, C 2049@100, MWC (30bp), Glob
US595620AU94	USD	4.250	MIDAMERICAN ENERGY CO	15.07.2049	900 MM	83.09	5.58	180	14.18	2k+1k	A	US / Utilities	W/Tax, MBS, C 2049@100, MWC (20bp)
US37940XAC65	USD	4.150	GLOBAL PAYMENTS INC	15.08.2049	750 MM	76.36	6.07	229	13.52	2k+1k	BBB-	US / Services	W/Tax, C 2049@100, MWC (30bp), Glob
US30231GAZ54	USD	3.095	EXXON MOBIL CORPORATION *	16.08.2049	1.5 B	68.90	5.44	166	15.07	2k+1k	AA-	US / Energy	W/Tax, C 2049@100, MWC (15bp), Glob

Yields are annualized.

See last page for abbreviations, explanations and disclaimer.

Isin	Ccy	Cpn	Issuer	Maturity	Amnt Out.	Ask	Yield	D/Swap	Durat.	Pieces ESG	Rating	Cty / Sector	Miscellaneous
US88579YBK64	USD	3.250	3M COMPANY	26.08.2049	1 B	68.42	5.69	191	14.73	2k+1k	BBB+	US / Industrial	W/Tax, C 2049@100, MWC (20bp), Glob
US254687FM36	USD	2.750	WALT DISNEY COMPANY/THE	01.09.2049	2 B	64.17	5.44	165	15.50	2k+1k	A-	US / Comm.	W/Tax, C 2049@100, MWC (15bp), Glob
US037833DQ02	USD	2.950	APPLE INC *	11.09.2049	1.5 B	69.17	5.22	144	15.53	2k+1k	AA+	US / Technology	W/Tax, C 2049@100, MWC (20bp), Glob
US828807DH72	USD	3.250	SIMON PROPERTY GROUP LP *	13.09.2049	1.25 B	68.25	5.70	192	14.72	2k+1k	A-	US / Real Estate	W/Tax, C 2049@100, MWC (20bp), Glob
US50077LAZ94	USD	4.875	KRAFT HEINZ FOODS CO *	01.10.2049	1.4 B	87.90	5.88	210	13.34	2k+1k	BBB	US / Food	W/Tax, C 2049@100, MWC (45bp), Glob
US871829BN62	USD	6.600	SYSCO CORPORATION	01.04.2050	1.2 B	111.67	5.80 c	202	12.60	2k+1k	BBB	US / Food	W/Tax, Step Rtg, C 2049@100, MWC (50bp), Glob
US03027XAY67	USD	3.700	AMERICAN TOWER CORP *	15.10.2049	600 MM	73.47	5.78	199	14.31	2k+1k	BBB-	US / Real Estate	W/Tax, C 2049@100, MWC (25bp), Glob
US50249AAA16	USD	4.200	LYB INT FINANCE III	15.10.2049	1 B	77.28	6.04	226	13.67	2k+1k	BBB	US / Chemical	W/Tax, C 2049@100, MWC (35bp), Glob
US110122CR72	USD	4.250	BRISTOL-MYERS SQUIBB CO	26.10.2049	3.7 B	81.69	5.69	191	14.01	2k+1k	A	US / Healthcare	W/Tax, C 2049@100, MWC (25bp), Glob
US20030NCE94	USD	3.999	COMCAST CORP	01.11.2049	2.0 B	78.92	5.64	186	14.21	2k+1k	A-	US / Comm.	W/Tax, C 2049@100, MWC (20bp), Glob
US822582CE05	USD	3.125	SHELL INTERNATIONAL FIN *	07.11.2049	1.25 B	68.64	5.49	171	15.21	1k+1k	A+	US / Energy	C 2049@100, MWC (15bp), Global
US458140BJ82	USD	3.250	INTEL CORP *	15.11.2049	2 B	67.59	5.76	198	14.88	2k+1k	A-	US / Technology	W/Tax, C 2049@100, MWC (15bp), Glob
US78409VAQ77	USD	3.250	S&P GLOBAL INC	01.12.2049	600 MM	70.51	5.47	169	15.17	2k+1k	A-	US / Services	W/Tax, C 2049@100, MWC (20bp), Glob
US29736RAM25	USD	3.125	ESTEE LAUDER CO INC	01.12.2049	650 MM	67.61	5.59	181	15.19	2k+1k	A	US / Retail	W/Tax, C 2049@100, MWC (15bp), Glob
US437076BZ43	USD	3.125	HOME DEPOT INC	15.12.2049	1.25 B	68.74	5.48	170	15.34	2k+1k	A	US / Retail	W/Tax, C 2049@100, MWC (15bp), Glob
US20030NCZ24	USD	3.450	COMCAST CORP	01.02.2050	1.8 B	71.92	5.59	181	14.63	2k+1k	A-	US / Comm.	W/Tax, C 2049@100, MWC (20bp), Glob
US097023CQ64	USD	3.750	BOEING CO	01.02.2050	1.25 B	66.79	6.51	274	13.51	2k+1k	BBB-	US / Industrial	W/Tax, C 2049@100, MWC (20bp), Glob
US907818FK90	USD	3.250	UNION PACIFIC CORP	05.02.2050	1.75 B	71.16	5.40	163	14.99	1k+1k	A-	US / Transport	W/Tax, C 2049@100, MWC (20bp), Glob
US031162CS70	USD	3.375	AMGEN INC	21.02.2050	2.1 B	71.08	5.57	179	14.77	2k+1k	BBB+	US / Healthcare	W/Tax, C 2049@100, MWC (25bp), Glob
US10373QBG47	USD	3.000	BP CAP MARKETS AMERICA *	24.02.2050	2 B	66.18	5.55	177	15.26	1k+1k	A-	US / Energy	W/Tax, C 2049@100, MWC (20bp), Glob
US665772CR86	USD	2.900	NORTHERN STATES PWR-MINN	01.03.2050	600 MM	64.85	5.54	177	15.33	2k+1k	A	US / Utilities	W/Tax, MBS, C 2049@100, MWC (20bp)
US744448CS82	USD	3.200	PUBLIC SERVICE COLORADO	01.03.2050	550 MM	66.97	5.74	196	14.84	2k+1k	A	US / Utilities	W/Tax, MBS, C 2049@100, MWC (15bp)
US125523CK49	USD	3.400	CIGNA GROUP/THE	15.03.2050	1.25 B	68.59	5.84	207	14.61	2k+1k	BBB+	US / Healthcare	W/Tax, C 2049@100, MWC (30bp), Glob
US30231GBG64	USD	4.327	EXXON MOBIL CORPORATION **	19.03.2050	2.75 B	85.34	5.46	169	14.16	2k+1k	AA-	US / Energy	W/Tax, C 2049@100, MWC (40bp), Glob
US254687FS06	USD	4.700	WALT DISNEY COMPANY/THE	23.03.2050	1.75 B	91.55	5.38	160	13.98	2k+1k	A-	US / Comm.	W/Tax, C 2049@100, MWC (45bp), Glob

Yields are annualized.

See last page for abbreviations, explanations and disclaimer.

Isin	Ccy	Cpn	Issuer	Maturity	Amnt Out.	Ask	Yield	D/Swap	Durat.	Pieces ESG	Rating	Cty / Sector	Miscellaneous
US57636QAQ73	USD	3.850	MASTERCARD INC	26.03.2050	1.5 B	79.51	5.39	162	14.63	2k+1k	A+	US / Financial	W/Tax, C 2049@100, MWC (40bp), Glob
US654106AM50	USD	3.375	NIKE INC *	27.03.2050	1.5 B	72.63	5.42	164	15.06	2k+1k	A+	US / Retail	W/Tax, C 2049@100, MWC (30bp), Glob
US67066GAH74	USD	3.500	NVIDIA CORP	01.04.2050	2 B	77.52	5.14	137	15.17	2k+1k	AA-	US / Technology	W/Tax, C 2049@100, MWC (35bp), Glob
US68389XBX21	USD	3.600	ORACLE CORP	01.04.2050	4.5 B	70.57	5.91	213	14.37	2k+1k	BBB	US / Technology	W/Tax, C 2049@100, MWC (40bp), Glob
US209111FY40	USD	3.950	CON EDISON CO OF NY INC	01.04.2050	1 B	79.41	5.52	175	14.41	2k+1k	A-	US / Utilities	W/Tax, C 2049@100, MWC (40bp), Glob
US911312BW51	USD	5.300	UNITED PARCEL SERVICE	01.04.2050	1.25 B	97.05	5.59	182	13.48	2k+1k	A	US / Transport	W/Tax, Dom., C 2049@100, MWC (50bp), Glob
US822582CH36	USD	3.250	SHELL INTERNATIONAL FIN *	06.04.2050	2 B	70.32	5.47	170	15.17	1k+1k	A+	US / Energy	C 2049@100, MWC (35bp), Global
US595620AV77	USD	3.150	MIDAMERICAN ENERGY CO	15.04.2050	600 MM	68.32	5.53	176	15.20	2k+1k	A	US / Utilities	W/Tax, MBS, Dom., C 2049@100, MWC
US244199BK00	USD	3.750	DEERE & COMPANY	15.04.2050	850 MM	79.41	5.28	151	14.88	2k+1k	A	US / Industrial	W/Tax, C 2049@100, MWC (35bp), Glob
US88579YBP51	USD	3.700	3M COMPANY	15.04.2050	650 MM	73.82	5.72	195	14.45	2k+1k	BBB+	US / Industrial	W/Tax, C 2049@100, MWC (35bp), Glob
US437076CD22	USD	3.350	HOME DEPOT INC	15.04.2050	1.5 B	71.36	5.50	173	15.07	2k+1k	A	US / Retail	W/Tax, C 2049@100, MWC (30bp), Glob
US26875PAT84	USD	4.950	EOG RESOURCES INC	15.04.2050	750 MM	91.80	5.63	186	13.70	2k+1k	A-	US / Energy	W/Tax, C 2049@100, MWC (50bp), Glob
US666807BU55	USD	5.250	NORTHROP GRUMMAN CORP	01.05.2050	1 B	95.96	5.62	185	13.53	2k+1k	BBB+	US / Industrial	W/Tax, C 2049@100, MWC (50bp), Glob
US50249AAD54	USD	4.200	LYB INT FINANCE III	01.05.2050	1 B	76.70	6.07	230	13.83	2k+1k	BBB	US / Chemical	W/Tax, C 2049@100, MWC (45bp), Glob
US21036PBG28	USD	3.750	CONSTELLATION BRANDS INC	01.05.2050	600 MM	74.78	5.69	192	14.45	2k+1k	BBB-	US / Food	W/Tax, Dom., C 2049@100, MWC (40bp), Glob
US09062XAG88	USD	3.150	BIOGEN INC **	01.05.2050	1.5 B	65.40	5.82	205	14.99	2k+1k	BBB	US / Healthcare	W/Tax, C 2049@100, MWC (30bp), Glob
US845743BU60	USD	3.150	SOUTHWESTERN PUBLIC SERV	01.05.2050	600 MM	64.57	5.91	213	14.85	2k+1k	A-	US / Utilities	W/Tax, MBS, C 2049@100, MWC (30bp)
US037833DW79	USD	2.650	APPLE INC *	11.05.2050	2.5 B	64.64	5.21	143	16.22	2k+1k	AA+	US / Technology	W/Tax, C 2049@100, MWC (25bp), Glob
US166764CA68	USD	3.078	CHEVRON CORP	11.05.2050	1 B	69.18	5.35	158	15.56	2k+1k	AA-	US / Energy	W/Tax, C 2049@100, MWC (30bp), Glob
US31428XCA28	USD	5.250	FEDEX CORP *	15.05.2050	1.25 B	93.39	5.83	205	13.44	2k+1k	BBB	US / Transport	W/Tax, C 2049@100, MWC (50bp), Glob
US036752AM57	USD	3.125	ELEVANCE HEALTH INC	15.05.2050	1 B	67.30	5.59	182	15.29	1k+1k	BBB	US / Healthcare	W/Tax, C 2049@100, MWC (30bp), Glob
US98978VAT08	USD	3.000	ZOETIS INC	15.05.2050	500 MM	65.79	5.57	180	15.44	2k+1k	BBB	US / Healthcare	W/Tax, C 2049@100, MWC (30bp), Glob
US459200KL41	USD	2.950	IBM CORP *	15.05.2050	750 MM	65.08	5.57	180	15.46	100k+1k	A-	US / Technology	W/Tax, C 2049@100, MWC (25bp), Glob
US92345YAG17	USD	3.625	VERISK ANALYTICS INC	15.05.2050	500 MM	72.60	5.74	196	14.61	2k+1k	BBB	US / Services	W/Tax, C 2049@100, MWC (35bp), Glob
US075887CK38	USD	3.794	BECTON DICKINSON & CO	20.05.2050	560 MM	75.97	5.63	186	14.58	1k+1k	BBB	US / Healthcare	W/Tax, C 2049@100, MWC (40bp), Glob

Yields are annualized.

See last page for abbreviations, explanations and disclaimer.

Isin	Ccy	Cpn	Issuer	Maturity	Amnt Out.	Ask	Yield	D/Swap	Durat.	Pieces ESG	Rating	Cty / Sector	Miscellaneous
US615369AT23	USD	3.250	MOODY'S CORPORATION	20.05.2050	300 MM	69.31	5.56	179	15.15	2k+1k	BBB+	US / Services	W/Tax, C 2049@100, MWC (30bp), Glob
US747525BJ18	USD	3.250	QUALCOMM INC	20.05.2050	800 MM	71.78	5.33	156	15.36	2k+1k	A	US / Technology	W/Tax, C 2049@100, MWC (30bp), Glob
US717081FA61	USD	2.700	PFIZER INC *	28.05.2050	1.25 B	64.40	5.29	152	16.13	2k+1k	A	US / Healthcare	W/Tax, C 2049@100, MWC (20bp), Glob
US70450YAJ29	USD	3.250	PAYPAL HOLDINGS INC *	01.06.2050	1 B	68.18	5.67	190	15.12	2k+1k	A-	US / Services	W/Tax, C 2049@100, MWC (30bp), Glob
US594918CC64	USD	2.525	MICROSOFT CORP *	01.06.2050	6.2 B	63.43	5.15	138	16.53	2k+1k	AAA	US / Technology	W/Tax, C 2049@100, MWC (20bp), Glob
US50077LBJ44	USD	5.500	KRAFT HEINZ FOODS CO *	01.06.2050	746.6 MM	96.40	5.85	208	13.28	2k+1k	BBB	US / Food	W/Tax, C 2049@100, MWC (50bp), Glob
US023135BT22	USD	2.500	AMAZON.COM INC *	03.06.2050	2.5 B	61.69	5.28	151	16.42	2k+1k	A+	US / Comm.	W/Tax, C 2049@100, MWC (20bp), Glob
US03027XBD12	USD	3.100	AMERICAN TOWER CORP *	15.06.2050	1.05 B	65.76	5.71	194	15.26	2k+1k	BBB-	US / Real Estate	W/Tax, C 2049@100, MWC (30bp), Glob
US45866FAL85	USD	3.000	INTERCONTINENTALEXCHANGE	15.06.2050	1.25 B	66.65	5.48	171	15.58	2k+1k	A-	US / Financial	W/Tax, C 2049@100, MWC (25bp), Glob
US539830BQ10	USD	2.800	LOCKHEED MARTIN CORP *	15.06.2050	750 MM	64.77	5.39	162	15.88	2k+1k	A-	US / Industrial	W/Tax, C 2049@100, MWC (25bp), Glob
US026874DP97	USD	4.375	AMERICAN INTL GROUP *	30.06.2050	1 B	83.61	5.66	189	14.22	2k+1k	BBB	US / Insurance	W/Tax, C 2049@100, MWC (45bp), Glob
US828807DJ39	USD	3.800	SIMON PROPERTY GROUP LP *	15.07.2050	750 MM	74.70	5.75	198	14.60	2k+1k	A-	US / Real Estate	W/Tax, C 2050@100, MWC (40bp), Glob
US166756AH97	USD	2.343	CHEVRON USA INC	12.08.2050	750 MM	58.75	5.34	157	16.48	2k+1k	AA-	US / Energy	W/Tax, C 2050@100, MWC (20bp), Glob
US210518DF00	USD	3.100	CONSUMERS ENERGY CO	15.08.2050	550 MM	68.30	5.45	168	15.31	2k+1k	A	US / Utilities	W/Tax, MBS, C 2050@100, MWC (20bp)
US02079KAF49	USD	2.050	ALPHABET INC **	15.08.2050	2.5 B	57.75	5.02	125	17.28	2k+1k	AA	US / Comm.	W/Tax, C 2050@100, MWC (15bp), Glob
US92826CAQ50	USD	2.000	VISA INC *	15.08.2050	1.75 B	57.06	5.01	124	17.40	2k+1k	AA-	US / Financial	W/Tax, C 2050@100, MWC (15bp), Glob
US037833DZ01	USD	2.400	APPLE INC *	20.08.2050	1.25 B	61.72	5.12	136	16.61	2k+1k	AA+	US / Technology	W/Tax, C 2050@100, MWC (15bp), Glob
US478160CS18	USD	2.250	JOHNSON & JOHNSON *	01.09.2050	1 B	60.01	5.08	131	16.92	2k+1k	AAA	US / Healthcare	W/Tax, C 2050@100, MWC (15bp), Glob
US375558BT99	USD	2.800	GILEAD SCIENCES INC *	01.10.2050	1.5 B	63.13	5.54	177	15.75	2k+1k	BBB+	US / Healthcare	W/Tax, C 2050@100, MWC (25bp), Glob
US548661DZ79	USD	3.000	LOWE'S COS INC	15.10.2050	1.75 B	63.69	5.76	199	15.29	2k+1k	BBB+	US / Retail	W/Tax, C 2050@100, MWC (25bp), Glob
US084664CV10	USD	2.850	BERKSHIRE HATHAWAY FIN *	15.10.2050	1.75 B	65.71	5.35	158	15.91	2k+1k	AA	US / Insurance	W/Tax, C 2050@100, MWC (20bp), Glob
US110122DS47	USD	2.550	BRISTOL-MYERS SQUIBB CO	13.11.2050	1.5 B	59.08	5.59	183	16.18	2k+1k	A	US / Healthcare	W/Tax, C 2050@100, MWC (15bp), Glob
US855244BA67	USD	3.500	STARBUCKS CORP	15.11.2050	1.25 B	71.06	5.70	193	14.90	2k+1k	BBB+	US / Retail	W/Tax, C 2050@100, MWC (35bp), Glob
US260543DD22	USD	3.600	DOW CHEMICAL CO/THE	15.11.2050	1.15 B	71.20	5.82	205	14.68	2k+1k	BBB	US / Chemical	W/Tax, C 2050@100, MWC (35bp), Glob
US854502AN14	USD	2.750	STANLEY BLACK & DECKER I	15.11.2050	750 MM	57.78	6.03	227	15.46	2k+1k	BBB-	US / Industrial	W/Tax, C 2050@100, MWC (20bp), Glob

Yields are annualized.

See last page for abbreviations, explanations and disclaimer.

Isin	Ccy	Cpn	Issuer	Maturity	Amnt Out.	Ask	Yield	D/Swap	Durat.	Pieces ESG	Rating	Cty / Sector	Miscellaneous
US715638BM30	USD	5.625	REPUBLIC OF PERU	18.11.2050	2.545 B	98.48	5.82	205	13.35	1k+1k	BBB-	PE / Sovereign	Global
US92343VFU35	USD	2.875	VERIZON COMMUNICATIONS *	20.11.2050	2.75 B	63.72	5.58	181	15.72	2k+1k	BBB+	US / Telecom	W/Tax, C 2050@100, MWC (20bp), Glob
US927804GD01	USD	2.450	VIRGINIA ELEC & POWER CO	15.12.2050	900 MM	57.58	5.60	184	16.35	2k+1k	BBB+	US / Utilities	W/Tax, C 2050@100, MWC (15bp), Glob
US254687FZ49	USD	3.600	WALT DISNEY COMPANY/THE	13.01.2051	2.75 B	75.24	5.43	167	15.21	2k+1k	A-	US / Comm.	W/Tax, C 2050@100, MWC (35bp), Glob
US22822VAU52	USD	3.250	CROWN CASTLE INC	15.01.2051	900 MM	67.08	5.75	198	15.31	2k+1k	BBB-	US / Real Estate	W/Tax, C 2050@100, MWC (25bp), Glob
US20030NDL29	USD	2.800	COMCAST CORP	15.01.2051	1.7 B	62.14	5.62	186	15.91	2k+1k	A-	US / Comm.	W/Tax, C 2050@100, MWC (25bp), Glob
US084664CX75	USD	2.500	BERKSHIRE HATHAWAY FIN *	15.01.2051	750 MM	61.72	5.24	148	16.75	2k+1k	AA	US / Insurance	W/Tax, C 2050@100, MWC (15bp), Glob
US03027XBK54	USD	2.950	AMERICAN TOWER CORP *	15.01.2051	1.05 B	63.57	5.69	192	15.68	2k+1k	BBB-	US / Real Estate	W/Tax, C 2050@100, MWC (25bp), Glob
US02209SBN27	USD	3.700	ALTRIA GROUP INC *	04.02.2051	1.25 B	68.46	6.21	245	14.11	2k+1k	BBB	US / Tobacco	W/Tax, C 2050@100, MWC (30bp), Glob
US037833EF38	USD	2.650	APPLE INC *	08.02.2051	3 B	64.04	5.22	146	16.28	2k+1k	AA+	US / Technology	W/Tax, C 2050@100, MWC (15bp), Glob
XS2201851685	USD	4.000	ROMANIA	14.02.2051	2 B	69.50	6.51	275	13.57	2k+2k	BBB-	RO / Sovereign	
US87264ABN46	USD	3.300	T-MOBILE USA INC	15.02.2051	3 B	68.47	5.67	191	15.04	2k+1k	BBB	US / Telecom	W/Tax, C 2050@100, MWC (30bp), Glob
US74432QCF00	USD	3.700	PRUDENTIAL FINANCIAL INC	13.03.2051	1.5 B	73.41	5.72	196	14.63	1k+1k	A-	US / Insurance	W/Tax, Dom., C 2050@100, MWC (25bp),
US191216DC18	USD	2.500	COCA-COLA CO/THE *	15.03.2051	1.5 B	61.35	5.26	150	16.54	2k+1k	A+	US / Food	W/Tax, MWC (20bp), Global
US57636QAT13	USD	2.950	MASTERCARD INC	15.03.2051	700 MM	67.06	5.33	157	15.86	2k+1k	A+	US / Financial	W/Tax, C 2050@100, MWC (15bp), Glob
US125523CQ19	USD	3.400	CIGNA GROUP/THE	15.03.2051	1.5 B	68.28	5.82	206	14.83	2k+1k	BBB+	US / Healthcare	W/Tax, C 2050@100, MWC (20bp), Glob
US036752AS28	USD	3.600	ELEVANCE HEALTH INC	15.03.2051	1.25 B	72.33	5.69	193	14.79	1k+1k	BBB	US / Healthcare	W/Tax, C 2050@100, MWC (20bp), Glob
US92343VGB45	USD	3.550	VERIZON COMMUNICATIONS *	22.03.2051	4.5 B	72.25	5.63	188	14.92	2k+1k	BBB+	US / Telecom	W/Tax, C 2050@100, MWC (25bp), Glob
US25278XAQ25	USD	4.400	DIAMONDBACK ENERGY INC	24.03.2051	650 MM	80.47	5.94	218	13.93	2k+1k	BBB- (w/)	US / Energy	W/Tax, C 2050@100, MWC (30bp), Glob
US68389XCA19	USD	3.950	ORACLE CORP	25.03.2051	3.25 B	74.64	5.92	216	14.27	2k+1k	BBB	US / Technology	W/Tax, C 2050@100, MWC (25bp), Glob
US50249AAJ25	USD	3.625	LYB INT FINANCE III	01.04.2051	1 B	69.43	6.01	225	14.53	2k+1k	BBB	US / Chemical	W/Tax, C 2050@100, MWC (35bp), Glob
US548661EB92	USD	3.500	LOWE'S COS INC	01.04.2051	500 MM	69.83	5.80	204	14.78	2k+1k	BBB+	US / Retail	W/Tax, C 2050@100, MWC (20bp), Glob
US30231GBM33	USD	3.452	EXXON MOBIL CORPORATION *	15.04.2051	2.75 B	72.88	5.45	169	15.27	2k+1k	AA-	US / Energy	W/Tax, C 2050@100, MWC (35bp), Glob
US023135CB05	USD	3.100	AMAZON.COM INC *	12.05.2051	3.25 B	69.53	5.29	154	15.83	2k+1k	A+	US / Comm.	W/Tax, C 2050@100, MWC (15bp), Glob
US00206RKA94	USD	3.650	AT&T INC *	01.06.2051	3 B	71.35	5.84	209	14.82	2k+1k	BBB	US / Telecom	W/Tax, C 2050@100, MWC (35bp), Glob

Yields are annualized.

See last page for abbreviations, explanations and disclaimer.

Isin	Ccy	Cpn	Issuer	Maturity	Amnt Out.	Ask	Yield	D/Swap	Durat.	Pieces ESG	Rating	Cty / Sector	Miscellaneous
US665772CS69	USD	2.600	NORTHERN STATES PWR-MINN	01.06.2051	700 MM	60.19	5.51	175	16.33	2k+1k	● A	US / Utilities	W/Tax, MBS, C 2050@100, MWC (20bp)
US842400HF31	USD	3.650	SOUTHERN CAL EDISON *	01.06.2051	450 MM	71.58	5.82	206	14.79	1k+1k	● A-	US / Utilities	W/Tax, MBS, C 2050@100, MWC (25bp)
US10373QBP46	USD	2.939	BP CAP MARKETS AMERICA *	04.06.2051	2.25 B	64.56	5.55	179	15.88	1k+1k	● A-	US / Energy	W/Tax, C 2050@100, MWC (20bp), Glob
US031162CF59	USD	4.663	AMGEN INC	15.06.2051	3.5 B	85.72	5.79	203	14.12	2k+1k	● BBB+	US / Healthcare	W/Tax, C 2050@100, MWC (30bp), Glob
US931142EV12	USD	2.650	WALMART INC	22.09.2051	1.5 B	63.53	5.23	148	16.51	2k+1k	● AA	US / Retail	W/Tax, C 2051@100, MWC (15bp), Glob
US907818EM65	USD	3.799	UNION PACIFIC CORP	01.10.2051	1.0 B	77.81	5.43	168	14.97	1k+1k	● A-	US / Transport	W/Tax, C 2051@100, MWC (25bp), Glob
US822582CL48	USD	3.000	SHELL INTERNATIONAL FIN **	26.11.2051	1 B	66.50	5.42	167	16.03	1k+1k	● A+	US / Energy	Dom., C 2051@100, MWC (20bp)
US253393AG77	USD	4.100	DICK'S SPORTING GOODS	15.01.2052	750 MM	71.57	6.39	264	14.12	2k+1k	● BBB-	US / Retail	W/Tax, C 2051@100, MWC (30bp), Glob
US00206RKE17	USD	3.300	AT&T INC *	01.02.2052	968.6 MM	67.62	5.71	196	15.12	2k+1k	● BBB	US / Telecom	W/Tax, C 2051@100, MWC (35bp), Glob
US031162DF41	USD	4.200	AMGEN INC	22.02.2052	950 MM	79.50	5.76	202	14.38	2k+1k	● BBB+	US / Healthcare	W/Tax, C 2051@100, MWC (30bp), Glob
US110122DW58	USD	3.700	BRISTOL-MYERS SQUIBB CO	15.03.2052	2 B	73.86	5.64	190	14.99	2k+1k	● A	US / Healthcare	W/Tax, C 2051@100, MWC (25bp), Glob
US10373QBS84	USD	3.001	BP CAP MARKETS AMERICA *	17.03.2052	1.25 B	65.24	5.52	178	15.87	1k+1k	● A-	US / Energy	W/Tax, C 2051@100, MWC (20bp), Glob
US594918CE21	USD	2.921	MICROSOFT CORP *	17.03.2052	6.25 B	68.58	5.10	136	16.37	2k+1k	● AAA	US / Technology	W/Tax, C 2051@100, MWC (12bp), Glob
US023135CJ31	USD	3.950	AMAZON.COM INC *	13.04.2052	2.5 B	81.26	5.31	156	15.16	2k+1k	● A+	US / Comm.	W/Tax, C 2051@100, MWC (20bp), Glob
US437076CQ35	USD	3.625	HOME DEPOT INC	15.04.2052	1.5 B	74.54	5.48	174	15.32	2k+1k	● A	US / Retail	W/Tax, C 2051@100, MWC (20bp), Glob
US68389XCK90	USD	6.900	ORACLE CORP	09.11.2052	2.5 B	112.71	6.05 c	230	12.88	2k+1k	● BBB	US / Technology	W/Tax, C 2052@100, MWC (40bp), Glob
US26444HAN17	USD	5.950	DUKE ENERGY FLORIDA LLC	15.11.2052	500 MM	103.05	5.81 c	207	13.50	2k+1k	● A	US / Utilities	W/Tax, MBS, C 2052@100, MWC (30bp)
US70450YAM57	USD	5.050	PAYPAL HOLDINGS INC **	01.06.2052	1 B	92.37	5.67	193	14.11	2k+1k	● A-	US / Services	W/Tax, C 2051@100, MWC (30bp), Glob
US91913YBE95	USD	4.000	VALERO ENERGY CORP	01.06.2052	507.8 MM	74.75	5.93	219	14.58	2k+1k	● BBB	US / Energy	W/Tax, C 2051@100, MWC (30bp), Glob
US695114CY24	USD	2.900	PACIFICORP	15.06.2052	1 B	59.93	5.91	217	15.77	2k+1k	● A	US / Utilities	W/Tax, MBS, Dom., C 2051@100, MWC
US49456BAW19	USD	5.450	KINDER MORGAN INC	01.08.2052	750 MM	92.87	6.07	233	13.32	2k+1k	● BBB	US / Energy	W/Tax, C 2052@100, MWC (40bp), Glob
US26441CBU80	USD	5.000	DUKE ENERGY CORP	15.08.2052	1.15 B	88.15	5.95	221	13.63	2k+1k	● BBB	US / Utilities	W/Tax, C 2052@100, MWC (35bp), Glob
US30303M8J41	USD	4.450	META PLATFORMS INC	15.08.2052	2.7 B	86.28	5.48	174	14.52	2k+1k	● AA-	US / Comm.	W/Tax, C 2052@100, MWC (25bp), Glob
US87612GAD34	USD	6.500	TARGA RESOURCES CORP	15.02.2053	850 MM	106.12	6.14 c	240	12.82	2k+1k	● BBB-	US / Energy	W/Tax, C 2052@100, MWC (45bp), Glob
US907818GC65	USD	4.950	UNION PACIFIC CORP	09.09.2052	600 MM	94.15	5.43	169	14.33	1k+1k	● A-	US / Transport	W/Tax, C 2052@100, MWC (25bp), Glob

Yields are annualized.

Isin	Ccy	Cpn	Issuer	Maturity	Amnt Out.	Ask	Yield	D/Swap	Durat.	Pieces ESG	Rating	Cty / Sector	Miscellaneous
US931142EZ26	USD	4.500	WALMART INC	09.09.2052	1 B	90.10	5.24	150	14.79	2k+1k	AA	US / Retail	W/Tax, C 2052@100, MWC (20bp), Glob
US539830BN88	USD	4.090	LOCKHEED MARTIN CORP *	15.09.2052	1.6 B	81.33	5.46	172	14.94	1k+1k	A-	US / Industrial	W/Tax, C 2052@100, MWC (20bp), Glob
US437076CT73	USD	4.950	HOME DEPOT INC	15.09.2052	1 B	92.52	5.55	181	14.25	2k+1k	A	US / Retail	W/Tax, C 2052@100, MWC (25bp), Glob
US87264ACT07	USD	3.400	T-MOBILE USA INC	15.10.2052	2.8 B	68.77	5.70	196	15.37	2k+1k	BBB	US / Telecom	W/Tax, C 2052@100, MWC (25bp), Glob
US20030NCG43	USD	4.049	COMCAST CORP	01.11.2052	1.0 B	78.31	5.66	193	14.84	2k+1k	A-	US / Comm.	W/Tax, C 2052@100, MWC (25bp), Glob
US30303M8Q83	USD	5.600	META PLATFORMS INC	15.05.2053	2.5 B	102.12	5.53 c	179	14.05	2k+1k	AA-	US / Comm.	W/Tax, C 2052@100, MWC (30bp), Glob
US747525BT99	USD	6.000	QUALCOMM INC	20.05.2053	1.2 B	108.51	5.48 c	175	13.89	2k+1k	A	US / Technology	W/Tax, C 2052@100, MWC (30bp), Glob
US89417EAS81	USD	5.450	TRAVELERS COS INC	25.05.2053	750 MM	101.26	5.43 c	170	14.25	2k+1k	A	US / Insurance	W/Tax, C 2052@100, MWC (25bp), Glob
US842434CY66	USD	5.750	SOUTHERN CALIF GAS CO	01.06.2053	500 MM	100.65	5.78 c	206	13.85	2k+1k	A+	US / Utilities	W/Tax, MBS, C 2052@100, MWC (30bp)
US12189LBJ98	USD	4.450	BURLINGTN NORTH SANTA FE	15.01.2053	1 B	86.05	5.49	176	14.96	2k+1k	A-	US / Transport	W/Tax, Dom., C 2052@100, MWC (25bp)
US26442CBK99	USD	5.350	DUKE ENERGY CAROLINAS	15.01.2053	900 MM	96.34	5.69	196	14.18	2k+1k	A	US / Utilities	W/Tax, MBS, C 2052@100, MWC (25bp)
US207597EP64	USD	5.250	CONNECTICUT LIGHT & PWR	15.01.2053	500 MM	96.92	5.54	181	14.36	2k+1k	A+	US / Utilities	W/Tax, MBS, Dom., C 2052@100, MWC
US87612EBR62	USD	4.800	TARGET CORP	15.01.2053	1.15 B	91.85	5.43	170	14.74	2k+1k	A	US / Retail	W/Tax, C 2052@100, MWC (20bp), Glob
US87264ACW36	USD	5.650	T-MOBILE USA INC	15.01.2053	1.75 B	99.39	5.77	204	13.94	2k+1k	BBB	US / Telecom	W/Tax, C 2052@100, MWC (35bp), Glob
XS2571924070	USD	7.625	ROMANIA	17.01.2053	1.25 B	109.39	6.99	326	12.15	2k+2k	BBB-	RO / Sovereign	Global
US68389XCQ60	USD	5.550	ORACLE CORP	06.02.2053	2.25 B	95.66	5.95	222	13.48	2k+1k	BBB	US / Technology	W/Tax, C 2052@100, MWC (30bp), Glob
US532457CG18	USD	4.875	ELI LILLY & CO *	27.02.2053	1.25 B	94.07	5.35	162	14.52	2k+1k	A+	US / Healthcare	W/Tax, C 2052@100, MWC (15bp), Glob
US55336VBW90	USD	5.650	MPLX LP	01.03.2053	500 MM	94.80	6.12	239	13.32	2k+1k	BBB	US / Energy	W/Tax, C 2052@100, MWC (35bp), Glob
US842400HV80	USD	5.700	SOUTHERN CAL EDISON *	01.03.2053	450 MM	99.26	5.84	211	13.56	1k+1k	A-	US / Utilities	W/Tax, MBS, C 2052@100, MWC (30bp)
US031162DK36	USD	4.875	AMGEN INC	01.03.2053	1 B	88.44	5.78	205	14.08	2k+1k	BBB+	US / Healthcare	W/Tax, C 2052@100, MWC (30bp), Glob
US682680BN20	USD	6.625	ONEOK INC	01.09.2053	1.75 B	107.98	6.13 c	240	12.90	2k+1k	BBB	US / Energy	W/Tax, C 2053@100, MWC (40bp), Glob
US031162DT45	USD	5.650	AMGEN INC	02.03.2053	4.25 B	99.01	5.80	207	13.63	2k+1k	BBB+	US / Healthcare	W/Tax, C 2052@100, MWC (30bp), Glob
US828807DV66	USD	5.850	SIMON PROPERTY GROUP LP *	08.03.2053	650 MM	100.51	5.90	217	13.47	2k+1k	A-	US / Real Estate	W/Tax, C 2052@100, MWC (30bp), Glob
US666807CJ91	USD	4.950	NORTHROP GRUMMAN CORP	15.03.2053	1 B	91.23	5.64	191	14.24	2k+1k	BBB+	US / Industrial	W/Tax, C 2052@100, MWC (20bp), Glob
US444859BX93	USD	5.500	HUMANA INC	15.03.2053	750 MM	93.78	6.04	231	13.48	2k+1k	BBB	US / Healthcare	W/Tax, C 2052@100, MWC (30bp), Glob

Yields are annualized.

See last page for abbreviations, explanations and disclaimer.

Isin	Ccy	Cpn	Issuer	Maturity	Amnt Out.	Ask	Yield	D/Swap	Durat.	Pieces ESG	Rating	Cty / Sector	Miscellaneous
US906548CW07	USD	5.450	UNION ELECTRIC CO	15.03.2053	500 MM	96.90	5.75	202	13.84	2k+1k	● A	US / Utilities	W/Tax, MBS, C 2052@100, MWC (25bp)
US46124HAH93	USD	5.500	INTUIT INC	15.09.2053	1.25 B	101.21	5.49 c	176	14.08	2k+1k	● A-	US / Technology	W/Tax, C 2053@100, MWC (20bp), Glob
US797440CD44	USD	5.350	SAN DIEGO G & E	01.04.2053	800 MM	95.84	5.72	199	13.98	1k+1k	● A	US / Utilities	W/Tax, MBS, Dom., C 2052@100, MWC
US26442EAK64	USD	5.650	DUKE ENERGY OHIO INC	01.04.2053	375 MM	99.35	5.78	205	13.72	2k+1k	● A	US / Utilities	W/Tax, MBS, C 2052@100, MWC (30bp)
US744448CY50	USD	5.250	PUBLIC SERVICE COLORADO	01.04.2053	850 MM	93.59	5.79	206	13.91	2k+1k	● A	US / Utilities	W/Tax, MBS, C 2052@100, MWC (25bp)
US731011AW25	USD	5.500	REPUBLIC OF POLAND	04.04.2053	2.5 B	97.70	5.74	201	13.90	1k+1k	● A-	PL / Sovereign	C 2052@100, Global
US015271BB48	USD	5.150	ALEXANDRIA REAL ESTATE E	15.04.2053	500 MM	88.82	6.06	233	13.73	2k+1k	● BBB+	US / Real Estate	W/Tax, C 2052@100, MWC (25bp), Glob
US548661EM57	USD	5.625	LOWE'S COS INC	15.04.2053	1.5 B	97.18	5.91	218	13.70	2k+1k	● BBB+	US / Retail	W/Tax, C 2052@100, MWC (35bp), Glob
US931142FE87	USD	4.500	WALMART INC	15.04.2053	1.5 B	89.62	5.27	154	14.97	2k+1k	● AA	US / Retail	W/Tax, C 2052@100, MWC (15bp), Glob
US20030NEF42	USD	5.350	COMCAST CORP	15.05.2053	1.6 B	96.29	5.69	196	14.13	2k+1k	● A-	US / Comm.	W/Tax, C 2052@100, MWC (25bp), Glob
US665772CX54	USD	5.100	NORTHERN STATES PWR-MINN	15.05.2053	800 MM	93.26	5.65	192	14.29	2k+1k	● A	US / Utilities	W/Tax, MBS, C 2052@100, MWC (25bp)
US832696AZ12	USD	6.500	JM SMUCKER CO	15.11.2053	1 B	108.89	5.94 c	222	13.36	2k+1k	● BBB	US / Food	W/Tax, C 2053@100, MWC (30bp), Glob
US110122EB03	USD	6.250	BRISTOL-MYERS SQUIBB CO	15.11.2053	1.25 B	108.30	5.74 c	202	13.62	2k+1k	● A	US / Healthcare	W/Tax, C 2053@100, MWC (20bp), Glob
US209111GG25	USD	5.900	CON EDISON CO OF NY INC	15.11.2053	900 MM	103.17	5.76 c	203	13.79	2k+1k	● A-	US / Utilities	W/Tax, C 2053@100, MWC (25bp), Glob
US26444HAR21	USD	6.200	DUKE ENERGY FLORIDA LLC	15.11.2053	700 MM	108.38	5.69 c	196	13.68	2k+1k	● A	US / Utilities	W/Tax, MBS, C 2053@100, MWC (25bp)
US58933YBM66	USD	5.000	MERCK & CO INC **	17.05.2053	1.5 B	94.54	5.45	172	14.58	2k+1k	● A+	US / Healthcare	W/Tax, C 2052@100, MWC (20bp), Glob
US716973AG71	USD	5.300	PFIZER INVESTMENT ENTER *	19.05.2053	6 B	96.66	5.61	188	14.27	2k+1k	● A	US / Healthcare	W/Tax, C 2052@100, MWC (25bp), Glob
US404119CR82	USD	5.900	HCA INC	01.06.2053	1 B	97.82	6.15	243	13.46	2k+1k	● BBB-	US / Healthcare	W/Tax, C 2052@100, MWC (35bp), Glob
US126650DZ02	USD	5.875	CVS HEALTH CORP	01.06.2053	1.25 B	96.55	6.22	250	13.35	2k+1k	● BBB	US / Healthcare	W/Tax, C 2052@100, MWC (30bp), Glob
US548661ER45	USD	5.750	LOWE'S COS INC	01.07.2053	500 MM	99.17	5.89	217	13.85	2k+1k	● BBB+	US / Retail	W/Tax, C 2053@100, MWC (30bp), Glob
US87264ADB89	USD	5.750	T-MOBILE USA INC	15.01.2054	1.25 B	100.54	5.79 c	208	14.08	2k+1k	● BBB	US / Telecom	W/Tax, C 2053@100, MWC (30bp), Glob
US502431AR03	USD	5.600	L3HARRIS TECH INC	31.07.2053	500 MM	100.03	5.68	195	13.85	2k+1k	● BBB	US / Industrial	W/Tax, C 2053@100, MWC (25bp), Glob
US74460WAH07	USD	5.350	PUBLIC STORAGE OP CO	01.08.2053	900 MM	97.32	5.61	189	14.05	2k+1k	● A	US / Real Estate	W/Tax, C 2053@100, MWC (25bp), Glob
US58013MFW91	USD	5.450	MCDONALD'S CORP *	14.08.2053	800 MM	97.39	5.71	199	13.90	1k+1k	● BBB+	US / Retail	W/Tax, C 2053@100, MWC (20bp), Glob
US031162CY49	USD	2.770	AMGEN INC	01.09.2053	939.9 MM	60.22	5.61	189	16.35	2k+1k	● BBB+	US / Healthcare	W/Tax, C 2053@100, MWC (25bp), Glob

Yields are annualized.

See last page for abbreviations, explanations and disclaimer.

Isin	Ccy	Cpn	Issuer	Maturity	Amnt Out.	Ask	Yield	D/Swap	Durat.	Pieces ESG	Rating	Cty / Sector	Miscellaneous
US00206RKJ04	USD	3.500	AT&T INC *	15.09.2053	7.5 B	68.45	5.82	210	15.26	2k+1k	BBB	US / Telecom	W/Tax, C 2053@100, MWC (35bp), Glob
US641423CG18	USD	6.000	NEVADA POWER CO	15.03.2054	500 MM	103.57	5.83 c	211	13.55	2k+1k	A	US / Utilities	W/Tax, MBS, C 2053@100, MWC (25bp)
US75513ECX76	USD	6.400	RTX CORP	15.03.2054	1.75 B	109.76	5.79 c	207	13.50	2k+1k	BBB+	US / Industrial	W/Tax, C 2053@100, MWC (25bp), Glob
US375558CA99	USD	5.550	GILEAD SCIENCES INC *	15.10.2053	1 B	99.92	5.63	191	14.10	2k+1k	BBB+	US / Healthcare	W/Tax, C 2053@100, MWC (20bp), Glob
US209111GK37	USD	5.700	CON EDISON CO OF NY INC	15.05.2054	1 B	100.39	5.75 c	204	14.07	2k+1k	A-	US / Utilities	W/Tax, C 2053@100, MWC (20bp), Glob
US695114CZ98	USD	5.350	PACIFICORP	01.12.2053	1.1 B	91.42	6.06	234	13.89	2k+1k	A	US / Utilities	W/Tax, MBS, C 2053@100, MWC (25bp)
US29366MAG33	USD	5.750	ENTERGY ARKANSAS LLC	01.06.2054	400 MM	100.47	5.80 c	209	14.00	1k+1k	A	US / Utilities	W/Tax, MBS, C 2053@100, MWC (20bp)
US478160CX03	USD	5.250	JOHNSON & JOHNSON *	01.06.2054	850 MM	100.92	5.26 c	154	14.77	2k+1k	AAA	US / Healthcare	W/Tax, C 2053@100, MWC (10bp), Glob
US845743BX00	USD	6.000	SOUTHWESTERN PUBLIC SERV	01.06.2054	600 MM	100.51	6.05 c	234	13.68	2k+1k	A-	US / Utilities	W/Tax, MBS, C 2053@100, MWC (25bp)
US87264ADD46	USD	6.000	T-MOBILE USA INC	15.06.2054	1 B	104.17	5.79 c	207	13.89	2k+1k	BBB	US / Telecom	W/Tax, C 2053@100, MWC (25bp), Glob
US665789BC69	USD	5.650	NORTHERN STATES PWR-WISC	15.06.2054	400 MM	100.98	5.66 c	195	14.17	2k+1k	A	US / Utilities	W/Tax, MBS, C 2053@100, MWC (20bp)
US26442CBL72	USD	5.400	DUKE ENERGY CAROLINAS	15.01.2054	925 MM	98.08	5.61	189	14.39	2k+1k	A	US / Utilities	W/Tax, MBS, C 2053@100, MWC (25bp)
US906548CX89	USD	5.250	UNION ELECTRIC CO	15.01.2054	350 MM	94.31	5.73	201	14.38	2k+1k	A	US / Utilities	W/Tax, MBS, C 2053@100, MWC (20bp)
US449276AG99	USD	5.300	IBM INTERNAT CAPITAL *	05.02.2054	1.4 B	94.23	5.79	207	13.99	100k+1k	A-	US / Technology	W/Tax, C 2053@100, MWC (15bp), Glob
US882508CJ13	USD	5.150	TEXAS INSTRUMENTS INC	08.02.2054	750 MM	97.23	5.41	169	14.45	2k+1k	A+	US / Technology	W/Tax, C 2053@100, MWC (15bp), Glob
US532457CM85	USD	5.000	ELI LILLY & CO *	09.02.2054	1.5 B	95.91	5.34	163	14.59	2k+1k	A+	US / Healthcare	W/Tax, C 2053@100, MWC (15bp), Glob
US125523CW86	USD	5.600	CIGNA GROUP/THE	15.02.2054	1.5 B	96.36	5.95	223	13.70	2k+1k	BBB+	US / Healthcare	W/Tax, C 2053@100, MWC (20bp), Glob
US458140CM03	USD	5.600	INTEL CORP *	21.02.2054	1.15 B	97.92	5.83	211	13.82	2k+1k	A-	US / Technology	W/Tax, C 2053@100, MWC (20bp), Glob
US110122EK02	USD	5.550	BRISTOL-MYERS SQUIBB CO	22.02.2054	2.75 B	98.70	5.72	201	13.97	2k+1k	A	US / Healthcare	W/Tax, C 2053@100, MWC (20bp), Glob
US92343VGW81	USD	5.500	VERIZON COMMUNICATIONS *	23.02.2054	1 B	98.47	5.68	197	14.02	2k+1k	BBB+	US / Telecom	W/Tax, C 2053@100, MWC (20bp), Glob
US17275RBU59	USD	5.300	CISCO SYSTEMS INC *	26.02.2054	2 B	98.56	5.47	176	14.39	2k+1k	A+	US / Telecom	W/Tax, C 2053@100, MWC (15bp), Glob
US03040WBC82	USD	5.450	AMERICAN WATER CAPITAL C	01.03.2054	700 MM	97.64	5.69	198	14.06	1k+1k	BBB+	US / Utilities	W/Tax, C 2053@100, MWC (20bp), Glob
US03740MAF77	USD	5.750	AON NORTH AMERICA INC *	01.03.2054	2 B	98.73	5.93	221	13.68	2k+1k	BBB	US / Insurance	W/Tax, C 2053@100, MWC (25bp), Glob
US74456QCR56	USD	5.450	PUBLIC SERVICE ELECTRIC	01.03.2054	550 MM	99.79	5.54	182	14.14	2k+1k	A	US / Utilities	W/Tax, MBS, Dom., C 2053@100, MWC
US09290DAC56	USD	5.250	BLACKROCK FUNDING INC	14.03.2054	1.5 B	97.11	5.52	181	14.40	2k+1k	AA-	US / Financial	W/Tax, C 2053@100, MWC (20bp), Glob

Yields are annualized.

See last page for abbreviations, explanations and disclaimer.

Isin	Ccy	Cpn	Issuer	Maturity	Amnt Out.	Ask	Yield	D/Swap	Durat.	Pieces ESG	Rating	Cty / Sector	Miscellaneous
US20826FBG00	USD	5.550	CONOCOPHILLIPS COMPANY	15.03.2054	1 B	99.16	5.69	197	14.05	2k+1k	● A-	US / Energy	W/Tax, C 2053@100, MWC (25bp), Glob
US665772CY38	USD	5.400	NORTHERN STATES PWR-MINN	15.03.2054	700 MM	97.79	5.63	192	14.12	2k+1k	● A	US / Utilities	W/Tax, MBS, C 2053@100, MWC (15bp)
US210385AF78	USD	5.750	CONSTELLATION EN GEN LLC	15.03.2054	900 MM	97.86	5.99	228	13.61	2k+1k	● BBB+	US / Utilities	W/Tax, C 2053@100, MWC (25bp), Glob
US595620AY17	USD	5.850	MIDAMERICAN ENERGY CO	15.09.2054	1 B	103.10	5.71 c	200	13.88	2k+1k	● A	US / Utilities	W/Tax, MBS, C 2054@100, MWC (25bp)
US731011AZ55	USD	5.500	REPUBLIC OF POLAND	18.03.2054	3.5 B	97.38	5.76	205	14.02	1k+1k	● A-	PL / Sovereign	C 2053@100, Global
US842434DA71	USD	5.600	SOUTHERN CALIF GAS CO	01.04.2054	500 MM	99.39	5.72	201	13.99	2k+1k	● A+	US / Utilities	W/Tax, MBS, C 2053@100, MWC (20bp)
US12189LKB61	USD	5.200	BURLINGTN NORTH SANTA FE	15.04.2054	1.6 B	96.53	5.51	180	14.47	2k+1k	● A-	US / Transport	W/Tax, C 2053@100, MWC (20bp), Glob
US797440CF91	USD	5.550	SAN DIEGO G & E	15.04.2054	600 MM	99.50	5.66	195	14.05	1k+1k	● A	US / Utilities	W/Tax, MBS, C 2053@100, MWC (20bp)
US695114DA39	USD	5.500	PACIFICORP	15.05.2054	1.2 B	94.67	5.97	226	13.89	2k+1k	● A	US / Utilities	W/Tax, MBS, C 2053@100, MWC (25bp)
US015271BD04	USD	5.625	ALEXANDRIA REAL ESTATE E	15.05.2054	600 MM	94.96	6.08	237	13.58	2k+1k	● BBB+	US / Real Estate	W/Tax, C 2053@100, MWC (25bp), Glob
US03769MAC01	USD	5.800	APOLLO GLOBAL MANAGEMENT	21.05.2054	750 MM	100.33	5.86	215	13.88	2k+1k	● A	US / Financial	W/Tax, C 2053@100, MWC (20bp), Glob
US911312CE45	USD	5.500	UNITED PARCEL SERVICE	22.05.2054	1.1 B	98.86	5.66	194	14.29	2k+1k	● A	US / Transport	W/Tax, C 2053@100, MWC (15bp), Glob
US70450YAQ61	USD	5.500	PAYPAL HOLDINGS INC *	01.06.2054	400 MM	97.49	5.76	204	14.18	2k+1k	● A-	US / Services	W/Tax, C 2053@100, MWC (15bp), Glob
US20030NEK37	USD	5.650	COMCAST CORP	01.06.2054	1.2 B	100.09	5.72	201	14.12	2k+1k	● A-	US / Comm.	W/Tax, C 2053@100, MWC (20bp), Glob
US718547AW25	USD	5.650	PHILLIPS 66 CO	15.06.2054	500 MM	96.47	5.99	228	13.90	2k+1k	● BBB+	US / Energy	W/Tax, C 2053@100, MWC (20bp), Glob
US437076DF60	USD	5.300	HOME DEPOT INC	25.06.2054	1.5 B	97.56	5.54	183	14.61	2k+1k	● A	US / Retail	W/Tax, C 2053@100, MWC (15bp), Glob
US91911TAS24	USD	6.400	VALE OVERSEAS LIMITED	28.06.2054	1 B	100.00	6.50	279	13.15	2k+1k	● BBB-	BR / Basic Mat.	C 2053@100, MWC (35bp), Global
US92857WCA62	USD	5.750	VODAFONE GROUP PLC *	28.06.2054	2 B	98.08	5.97	226	13.88	1k+1k	● BBB	GB / Telecom	C 2053@100, MWC (25bp), Global
US02361DBB55	USD	5.550	AMEREN ILLINOIS CO	01.07.2054	625 MM	98.45	5.74	203	14.26	2k+1k	● A	US / Utilities	W/Tax, MBS, C 2054@100, MWC (20bp)

Yields are annualized.

See last page for abbreviations, explanations and disclaimer.

-- Investment Grade USD --

Abbreviations, explanations and disclaimer

Abbreviations

Price Options

a:	Adjusted price
d:	Dirty price
u :	Unit traded

Coupon Frequency

S-A:	Semi-annual
Qtrly:	Quarterly
Mthly:	Monthly

Amount

k:	Thousand
MM:	Million
B:	Billion

Call and Put Features

c:	The yield is calculated on the next call date
p:	The yield is calculated on the next put date
w:	The yield is calculated on a call/put date, but not the next one
Called:	The call option has been exercised

Coupon Types

FRN:	Floating Rate Note - The coupon is reset every quarter
FTF:	Fix-To-Float or Float-To-Fix - A specific case of variable coupon
ILB:	Inflation Linked Bond - The coupon is linked to an inflation indicator
PIK:	Pay in Kind - The coupon is paid with debt or stock instead of cash
VAR:	Variable Coupon - The coupon changes during the life of the bond

Various

**	This bond is part of our bond picking / investment case selection
*	This issuer is part of our bond picking / investment case selection
Cpn:	Currency of coupon - used for dual currencies bonds
Dom.:	Domestic bonds - Bonds issued on a domestic market
Into...:	Convertible into
LT2:	Lower Tier 2 - A specific rank of subordinated debt
LTM or LTW:	Life to Maturity or Life to Workout
MWC:	Make Whole Call - A specific type of call provision
Rdp:	Currency of redemption - used for dual currencies bonds
Rdpt:	Price of redemption - indicated when it is different than 100%
Sub:	Subordinated - In case of default, the debt is reimbursed after the senior debts
UT2:	Upper Tier 2 - A specific rank of subordinated debt

ESG

●	Above average with a strong consensus of positive opinions
●	Above average with a medium to weak consensus of opinions
●	Below average with a medium to weak consensus of opinions
●	Below average with a strong consensus of negative opinions

bridport & cie sa	Geneva	+41 (22) 817 70 00
bridport & co ltd	Jersey	+44 (1534) 887 448
bridport & co ag	Zurich	+41 (44) 567 37 00

Taxes and Restrictions

GU:	Gross Up - All bonds are subject to EU tax for European residents (35%), unless written 'GU' (Gross-Up)
W/Tax:	Subject to a Withholding Tax
RegS:	A bond issued for non-US investors only
144A:	A placement designed for US investors only
CoCos:	Contingent convertibles - Please, note that this class of asset is subject to sales restrictions to retail investors in some jurisdictions (UK for instance)

Our own indicators

The **Value Rank** ascertains if the D/Swap of the bond is amongst the cheapest or the most expensive of comparable bonds in terms of both rating and life to workout date.

Every week, we check the liquidity of each bond in our database. Our proprietary **Liquidity Rank** helps identifying bonds that match client's liquidity needs.

Our **Credit Review Model** classifies issuers according to their debt sustainability. Each company's ratio is compared to its sector and to its rating median ratios.

The ESG consensus is an assessment methodology offering easy comparison of any portfolio or fund. It guarantees a consistent approach and avoids any methodological bias. It is based on a multi scan of several independent complementary and recognized ESG sources. It covers a universe of more than 5'000 companies and over 200 countries. ESG report shows also implication in Sensitive Sectors, Major Controversies and Climate Impact. ESG Data is provided by Conser (www.conser.ch). More details on the methodology can be discussed with your usual sales contact.

Disclaimer

This document has been issued by bridport & cie sa. It has been prepared solely for informational purposes and should not be construed as an offer to buy or sell or a solicitation of an offer to buy or sell any security or instrument or to participate in any transaction or trading activity. The contents are based on sources believed to be reliable, accurate and complete. No representations or guarantees are hereby made as regards the accuracy or completeness of the information contained herein and such information does not replace the advice or recommendations of a qualified professional, which prospective investors (whether individual or institutional) are strongly encouraged to seek. No responsibility whatsoever is hereby accepted for any damage arising out of or in connection with the use of the information contained in this document, whether direct or indirect and whether arising in contract, tort or otherwise. For the avoidance of doubt, this document is neither an offer, a contractual document or any form of recommendation. Any information (including prices, availability and expressions) in this document is purely indicative and is subject to change without notice. This document may not be copied, distributed, reproduced or transmitted for any purpose without bridport & cie sa's prior consent in writing.